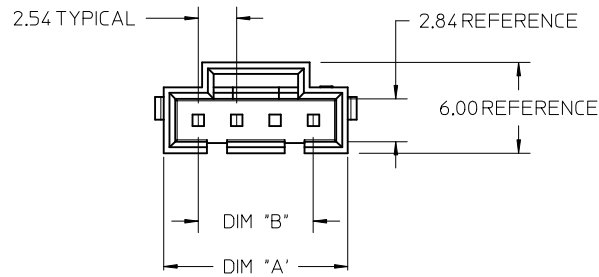


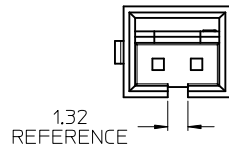
CKT	OPTION E W/O LATCHES	DIM "A"	DIM "B"
	EDP. NO.		
2	70107-5002	7.11	2.54 +/-0.08
3	70107-5003	9.65	5.08 +/-0.08
4	70107-5004	12.19	7.62 +/-0.10
5	70107-5005	14.73	10.16 +/-0.10
6	70107-5006	17.27	12.70 +/-0.10
7	70107-5007	19.81	15.24 +/-0.10
8	70107-5008	22.35	17.78 +/-0.10

NOTES:

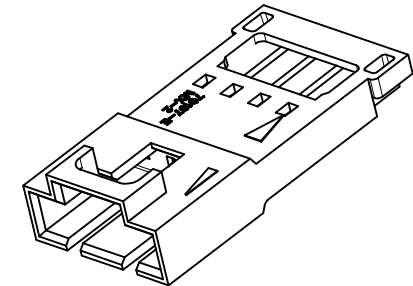
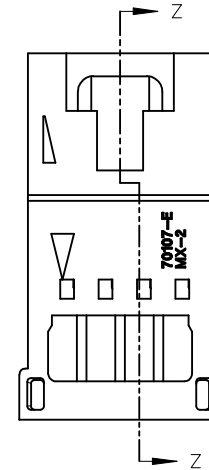
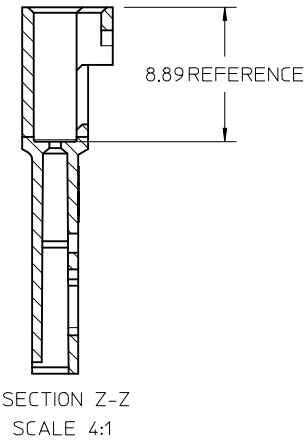
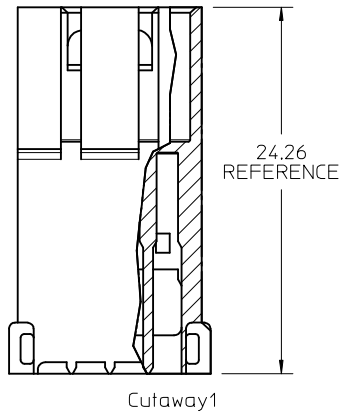
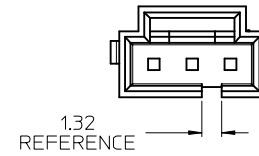
1. MATERIAL: GLASS FILLED POLYESTER, UL 94V-0, COLOR: BLACK.
2. HOUSING TO BE USED WITH TERMINAL PART NUMBER 70021-****, AND TERMINAL POSITION ASSURANCE 73838.
3. SEE TABLE FOR CIRCUIT SIZES.
4. TO BE USED WITH 70400 SERIES CONNECTORS (STYLE "G").
5. PACKAGE PER PK-70107-100.



2 CIRCUIT



3 CIRCUIT



CHANGE P/N'S IN TABLE EC NO: UCP2015-0241 DRAWN: RWHIPPLE 2014/07/21 CHKD: MPOFF 2014/07/21 APPR: SMILLER 2014/08/04	QUALITY SYMBOLS 	GENERAL TOLERANCES (UNLESS SPECIFIED)		DIMENSION STYLE MM ONLY	SCALE 10:1	DESIGN UNITS METRIC	THIRD ANGLE PROJECTION
		4 PLACES ± --- ± ---	DRAWN BY RWHIPPLE	DATE 2014/06/27	TITLE HOUSING, CONNECTOR (2.54)/100 GRID VERSION E W/O LATCHES		
		3 PLACES ± --- ± ---	CHECKED BY MPOFF	DATE 2014/06/28			
		2 PLACES ± 0.25 ± ---	APPROVED BY SMILLER		DATE 2014/07/18		
1 PLACE ± 0.35 ± ---	MATERIAL NO. SEE TABLE		DOCUMENT NO. SD-70107-500	SHEET NO. 1 OF 1			
0 PLACE ± --- ± ---	ANGULAR ±1/2°		DRAFT WHERE APPLICABLE MUST REMAIN WITHIN DIMENSIONS				
REV B	DESCRIPTION	THIS DRAWING CONTAINS INFORMATION THAT IS PROPRIETARY TO MOLEX INCORPORATED AND SHOULD NOT BE USED WITHOUT WRITTEN PERMISSION					