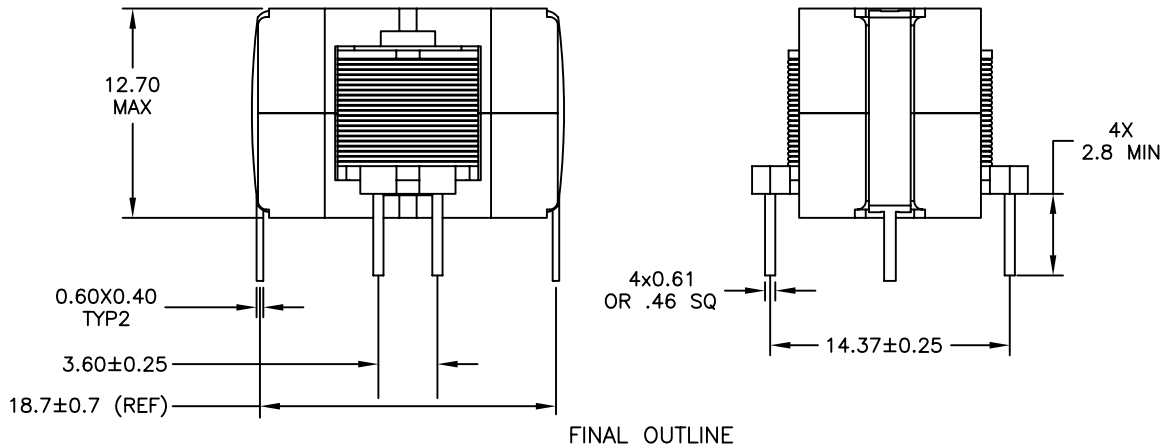
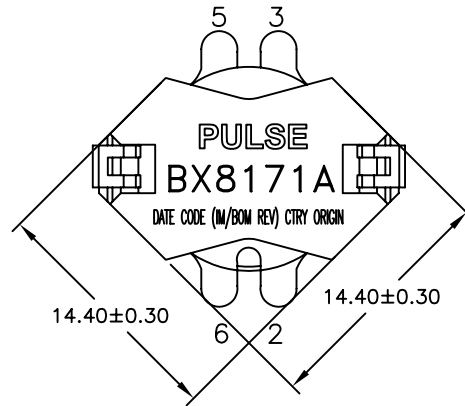


NOTES: UNLESS OTHERWISE SPECIFIED

1. Inductor THT



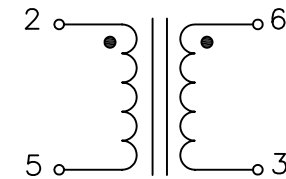
FINAL OUTLINE

Dimensions: mm, unless otherwise specified tolerance: ± 0.10

© Copyright, 2012. Pulse Electronics Corp. All rights reserved. Drawing specifications subject to change without notice. (09/20/12)

Electrical Specification @ 25°C – Operating Temperature -40°C To +85°C

Part Number	Turns Ratio (2-5) : (6-3) 10KHz, 100mVrms ($\pm 2\%$)	OCL (2-3) with (6-5) shorted 10KHz, 100mVrms (mH $\pm 4\%$)	OCL (2-3) with (6-5) shorted, @100mA 10KHz, 100mVrms (mH Min)
BX8171A	1.0	20	19
DCR (2-5) (OHMS Max)	DCR (6-3) (OHMS Max)	C_{ww} (2-5) To (6-3) 100KHz, 100mVrms (pF Max)	HIPOT (2-5) To (6-3) (Vac 6SEC)
4.0	4.0	12	500



SCHEMATIC