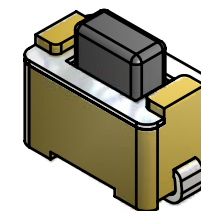
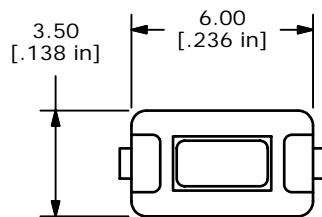


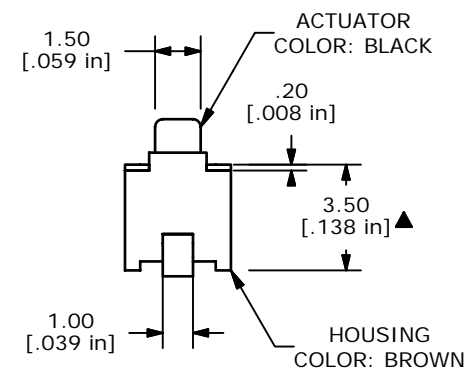
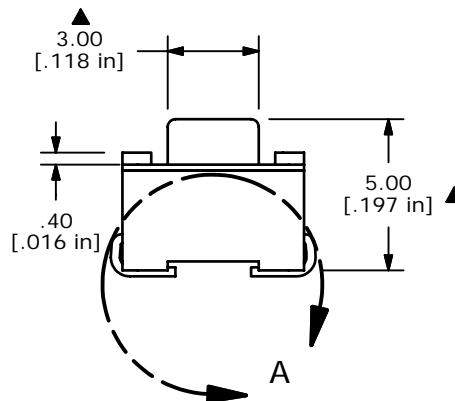
RECOMMENDED P.C.B. LAYOUT



CIRCUIT: SPST

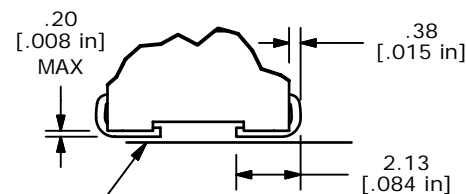


ISOMETRIC



NOTES:

1. ALL DIMENSIONS IN MM [INCH]
2. GENERAL TOLERANCE: X.X=±0.4  
X.XX=±0.25
3. TERM. NOS. FOR REFERENCE ONLY.
4. RATING: 50mA @ 12VDC
- ▲5. OPERATING FORCE: 180 ± 50 gms
6. TRAVEL: 0.25mm +0.2/-0.1
7. CONTACT RESISTANCE: 100 MILLI OHMS MAX. (INITIAL)
8. MECHANICAL/ELECTRICAL LIFE: 40,000 CYCLES.
- ▲9. CONTACT MATERIAL: SILVER
- ▲10. PACKAGE: TAPE AND REEL, 1800 PER
11. ▲ DENOTES CRITICAL PARAMETER
12. 2002/95/EC (ROHS) COMPLIANT



TERMINALS MUST BE COPLANAR WITHIN 0.10 [.004] TOTAL

DETAIL A



D	16758	FIXED ACT, HOUSING COLOR	12/14/06	TN
C	16666	REVISED AND REDRAWN	11/15/2006	TN
REV	PCR NO	DESCRIPTION	DATE	BY

TITLE TL3302BF180QJ				
SCALE	DATE	DR	DWG	REV
4:1	12/14/2006	TN	P010541	D

THE INFORMATION CONTAINED IN THIS DOCUMENT IS PROPRIETARY TO E-SWITCH AND IS NOT TO BE COPIED OR TRANSFERRED