



**60W Constant Voltage LED Driver  
PDA060B Waterproof LED Driver Non-Dimming**



**Features**

- Class 2 per UL1310
- OVP, OCP, Over-Load and Short-Circuit Protection
- >0.9 Power Factor Correction
- IP67 Rating - waterproof
- THD <20%
- UL 8750 Compliant
- Brownout/Brownout Recovery

**Applications**

- Down lights
- Area Lights
- Architectural lighting

**Safety Approvals (Pending)**

- cUL/UL

**Mechanical Characteristics**

- Length: 162.5mm (6.39in)
- Width: 43mm (1.69in)
- Height: 32mm (1.26in)
- Weight: 342g (12.1oz)

**Output Specifications**

Model	Output Current Range			DC Output Voltage	Output Power
	Min.	Typ.	Max.		
PDA060B-24VB	0A	-	2.5A	24V	60W
PDA060B-48VB	0A	-	1.25A	48V	60W

Phihong is not responsible for any error, and reserves the right to make changes without notice. Please visit our website at [www.phihong.com](http://www.phihong.com) for the most up-to-date specifications and contact information.

**INPUT:**

**AC Input Voltage Rating**  
120VAC to 277VAC

**AC Input Frequency**  
47~63Hz

**Maximum Input Current**  
≤ 0.9A

**Leakage Current**  
0.25mA maximum

**Power Factor**  
≥ 0.9

**THD**  
Less than 20%

**OUTPUT:**  
**Output Voltage Ripple**  
≤8% (p-p)

**Efficiency**

Model	Typical Efficiency
PDA060B-24VB	89%
PDA060B-48VB	91%

**Environmental:**

**Temperature**

Operation\*                   -40 to +50°C

Non-operation               -40 to +80°C

Operating Humidity        20 to 95%

\*Output derates from 50°C to 70°C

**EMC**

FCC 47 Part 18 Class B

**Immunity**

IEC61000-4-2

IEC61000-4-4

IEC61000-4-5

IEC61000-4-11

**Dielectric Withstand (Hi-pot) Test**

Primary to secondary: 3000VAC for 1 minute, 10mA

**Insulation Resistance**

Primary to secondary: >10M Ohm 500VDC, 1 Minute

**FEATURES:**

**Short-Circuit Protection**

The PSU will withstand a short circuit across the outputs without damage, auto-restart

**Input Over Current Protection**

The input power line will be fused with a 2A/300V fuse

**Output Over-voltage Protection**

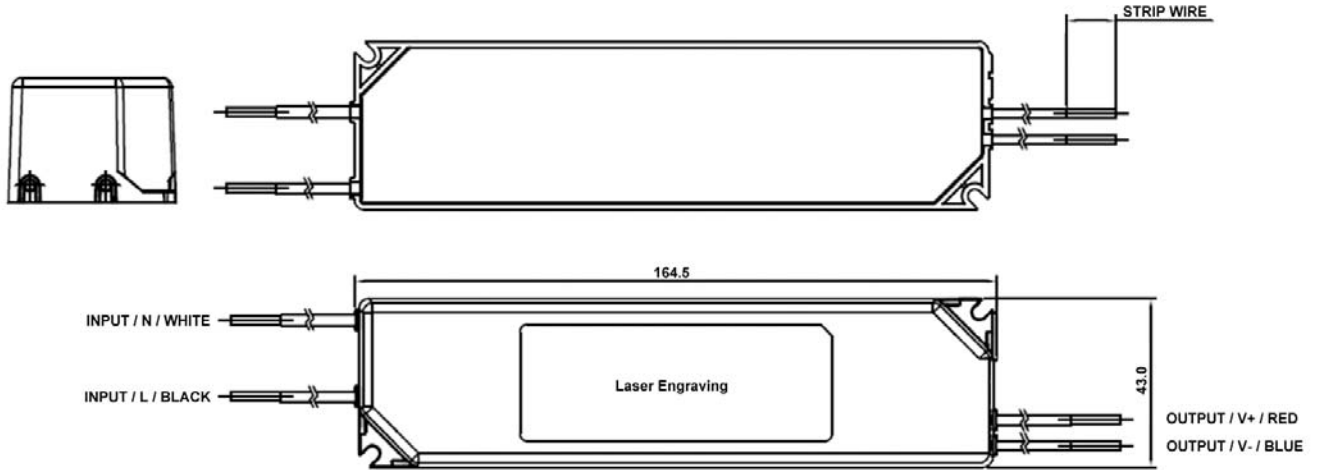
Latching, auto shutdown

**Input / Output Connections**

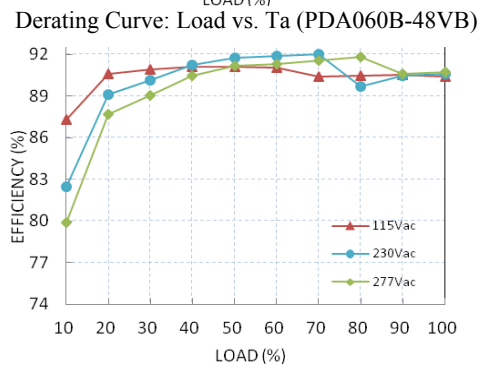
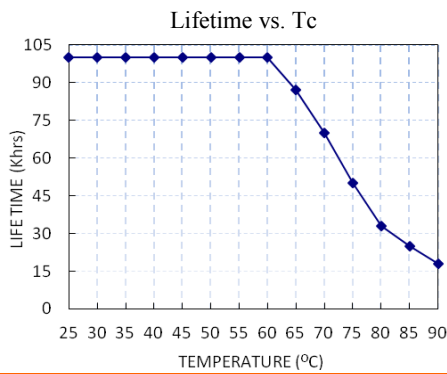
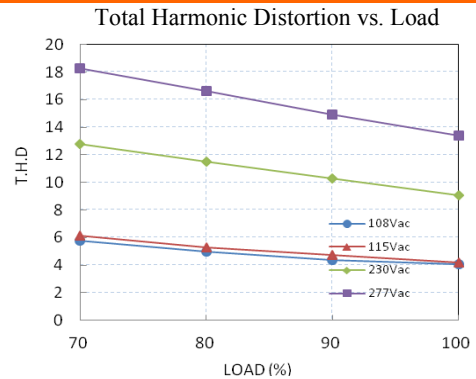
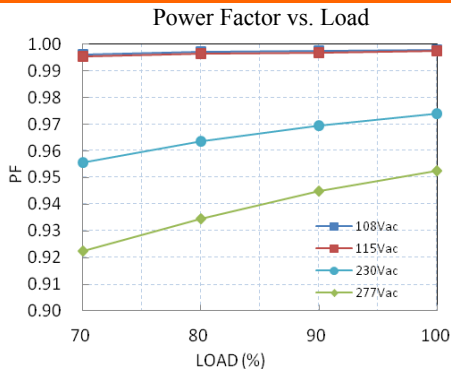
Position	Terminal Color	Specification
Input	Black	AWG16 Solid Wire
	White	AWG16 Solid Wire
Output	Red	AWG18 Solid Wire
	Blue	AWG18 Solid Wire

**Warranty**

5 Years



Typical Characteristics



Temperature Rating

