THIS DRAWING IS UNPUBLISHED. RELEASED FOR PUBLICATION -.- .
© COPYRIGHT - BY TYCO ELECTRONICS CORPORATION. ALL RIGHTS RESERVED.

LOC	DIST
AA	22

REVISIONS

P	LTR	DESCRIPTION	DATE	DWN	APVD
	A	REV PER EC 0S11-0201-04	10JUN2005	AF	SF

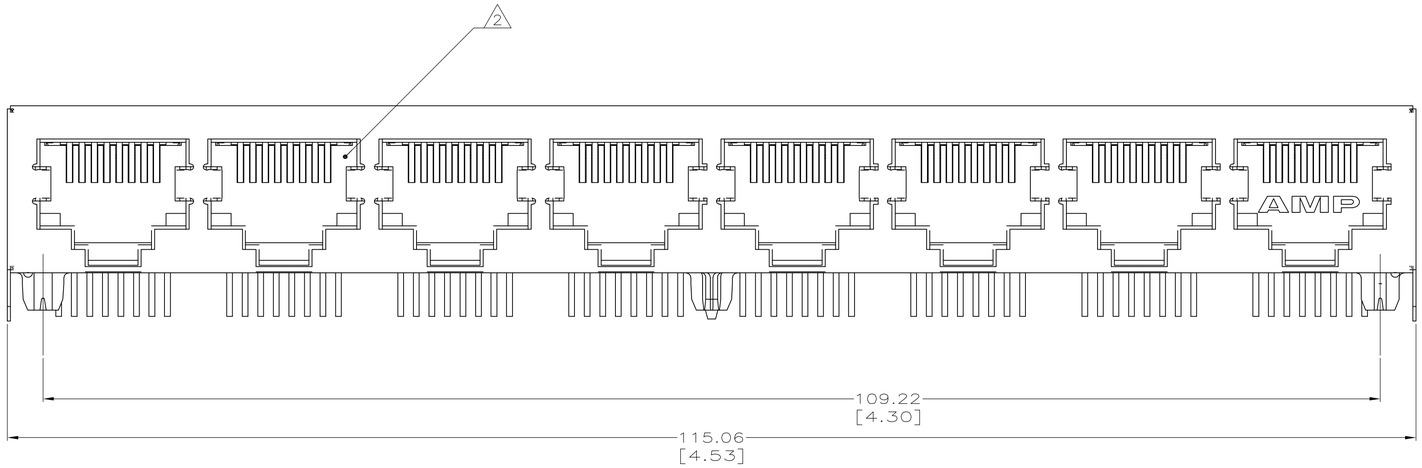

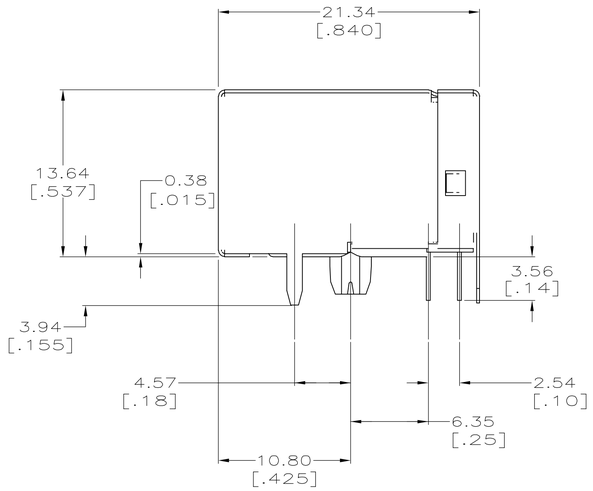

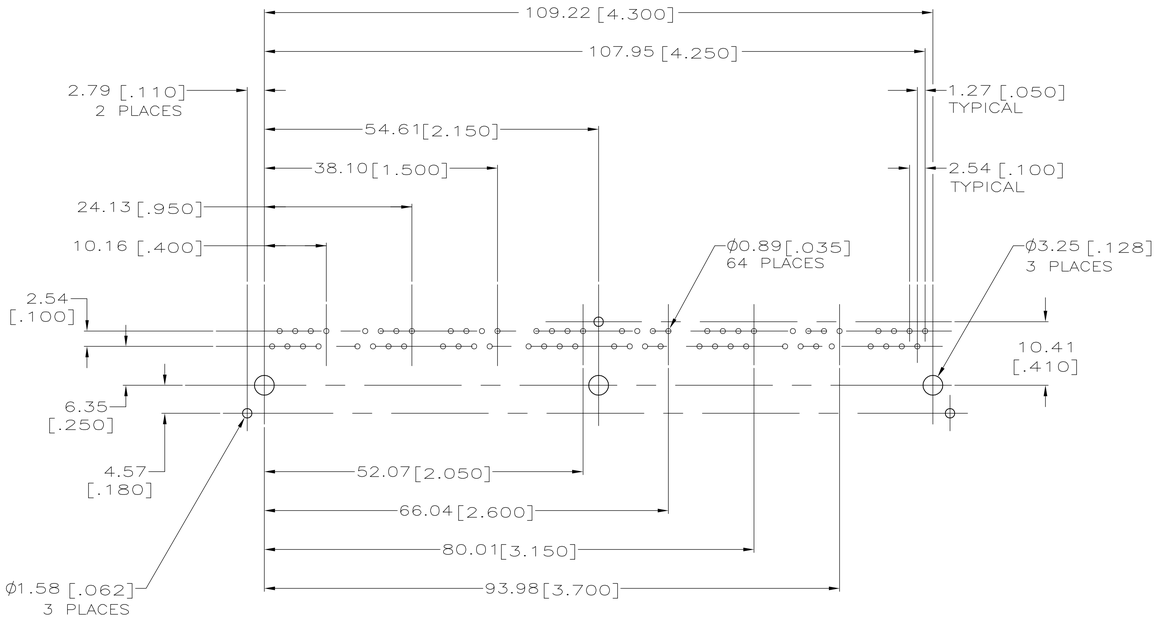

SUGGESTED PC BOARD LAYOUT
COMPONENT SIDE
SEE APPLICATION SPECIFICATION

SCALE 2:1

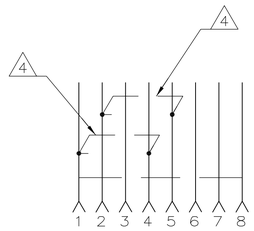

SCHEMATIC
SHORTING FEATURE
8 PLACES

1. MATERIAL: HOUSING- PCT POLYESTER, BLACK, IR REFLOW COMPATIBLE, UL 94V-0.
TERMINALS - 0.33[.013] THICK PHOS BRONZE PLATED WITH 1.27μm[.000050] MIN THICK HARD GOLD IN LOCALIZED AREA AND 3.81μm [.000150] MIN THICK MATTE TIN IN SOLDER AREA OVER 1.27[.000050] MIN THICK NICKEL UNDERPLATE.
SHIELD - 0.254[.010] THICK COPPER ALLOY PLATED WITH 2.03μm[.000080] MINIMUM THICK BRIGHT TIN OVER 1.27μm[.000050] MINIMUM THICK NICKEL.

2. JACK CAVITY CONFORMS TO FCC RULES AND REGULATIONS, PART 68 SUBPART F.

3. ALL DIMENSIONS SHOWN ARE NOMINAL UNLESS OTHERWISE SPECIFIED.

4. SHORTING PATH IS OPENED BY INSERTION OF MODULAR PLUG.

PC BOARD GROUND SHIELD	5558846-1
DESCRIPTION	PART NO

THIS DRAWING IS A CONTROLLED DOCUMENT.

DIMENSIONS: INCHES

TOLERANCES UNLESS OTHERWISE SPECIFIED:
0 PLC ± -
1 PLC ± -
2 PLC ± 0.254 [.01]
3 PLC ± 0.127 [.005]
4 PLC ± -
ANGLES ± -

MATERIAL 1 FINISH 1

DWN 10JUN2005 A. FERNANDEZ-DOCK5
CHK 10JUN2005 J. WESTMAN
APVD 10JUN2005 S. FLICKINGER
PRODUCT SPEC 108-1392
APPLICATION SPEC 114-2048
WEIGHT -

tyco Electronics
Tyco Electronics Corporation
Harrisburg, Pa 17105-3608

NAME: MODULAR JACK ASSEMBLY, 8 PORT, 8 POSITION, RIGHT ANGLE, SHORTING, SHIELDED

SIZE	CAGE CODE	DRAWING NO	RESTRICTED TO
A1	00779	C-5558846	-

RESTRICTED CUSTOMER

SCALE	SHEET	REV
1:1	1 OF 1	A