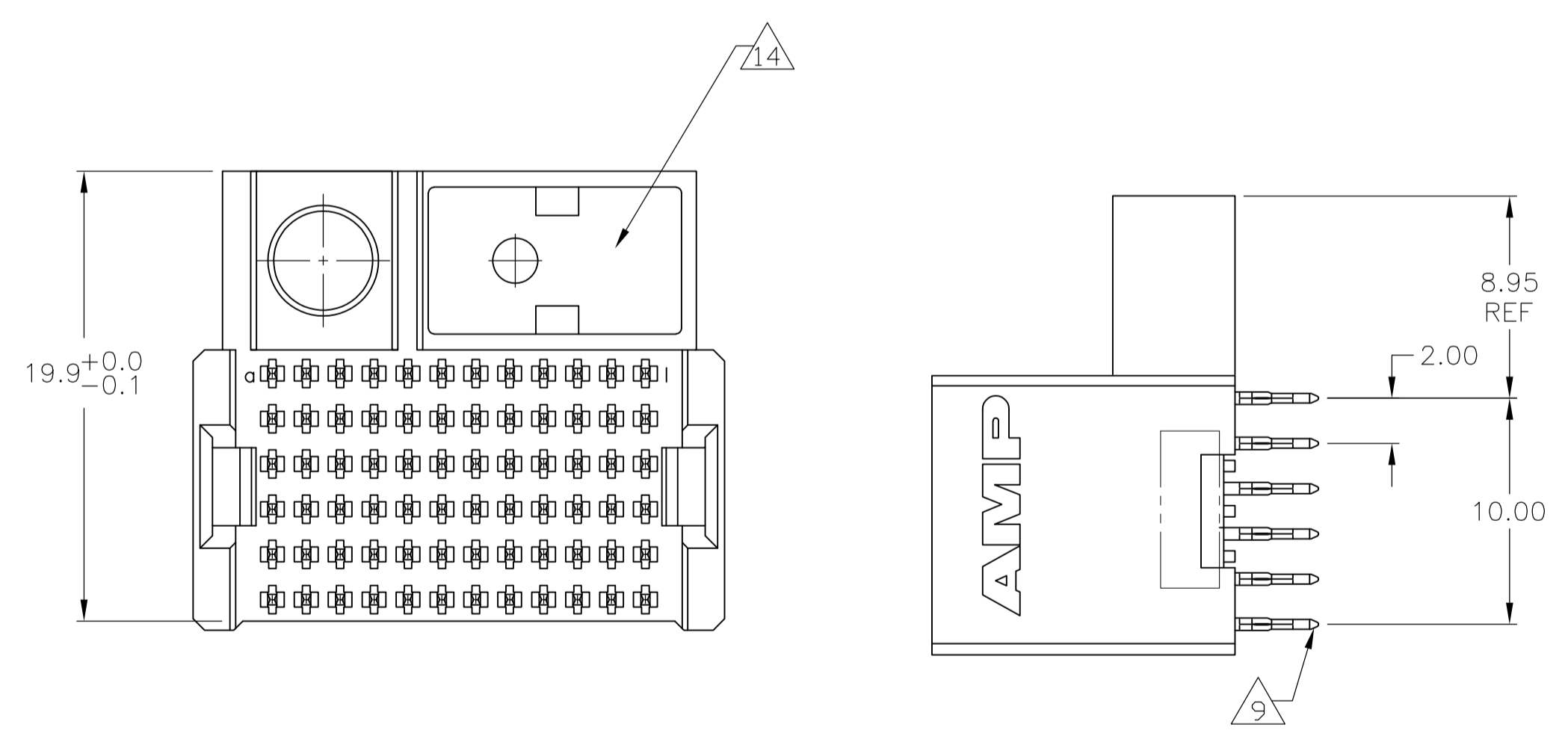
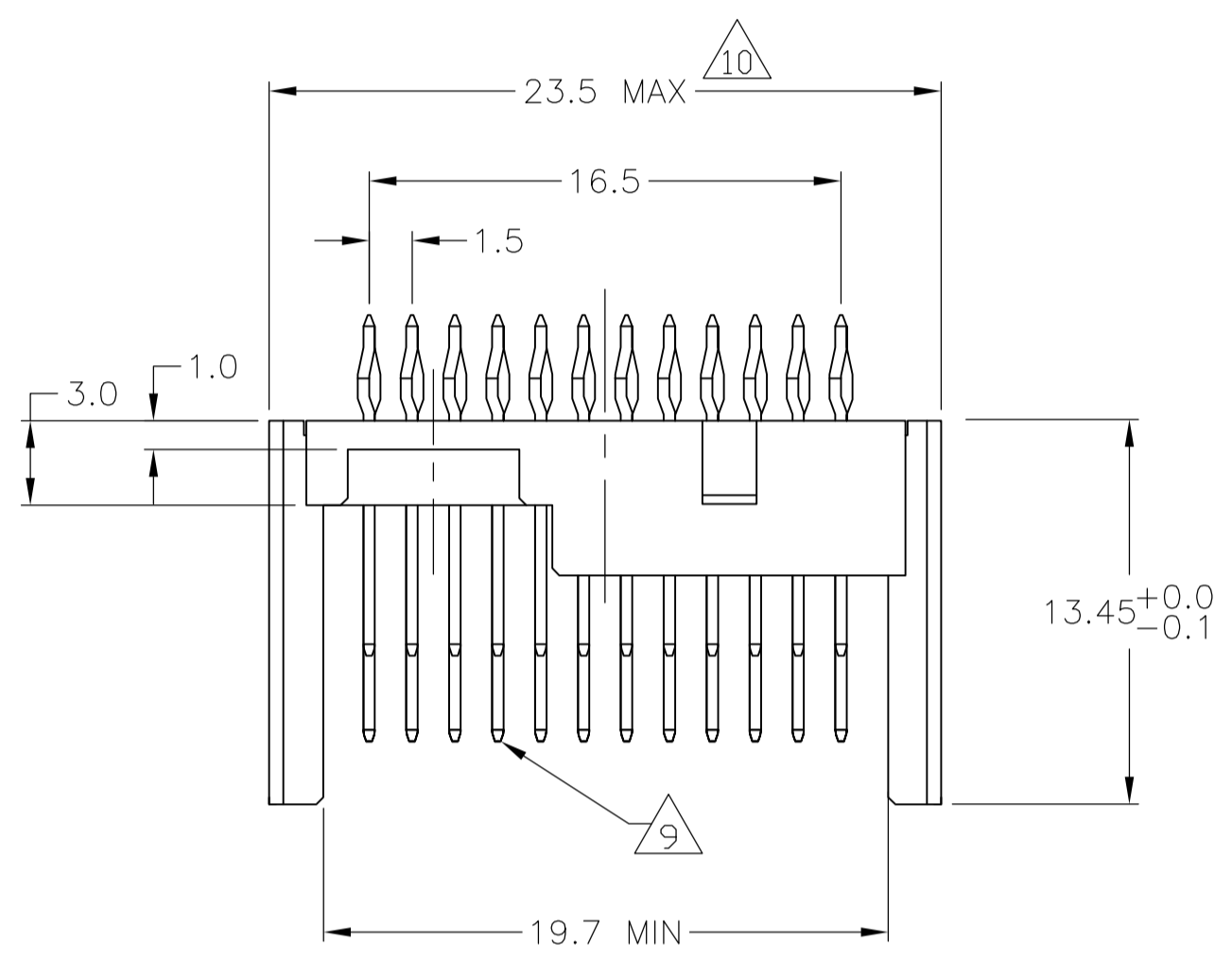
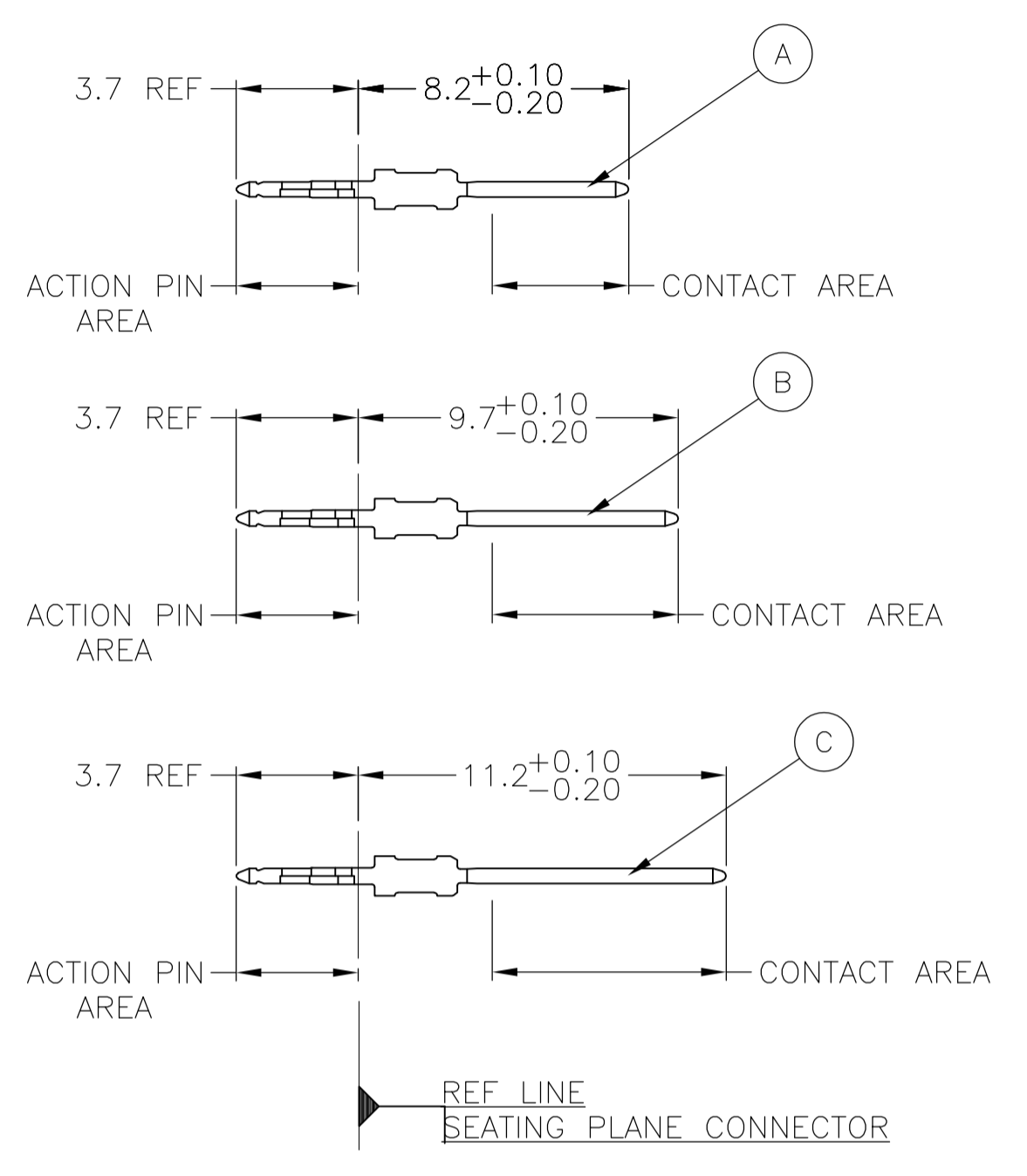


LOC		DIST		REVISIONS			
P	LTR	DESCRIPTION	DATE	DMN	APVD		
B		REV PER ECO-06-02168	11JAN07	DKH	GS		
C		ECR-10-019054	15SEP10	DP	MQW		

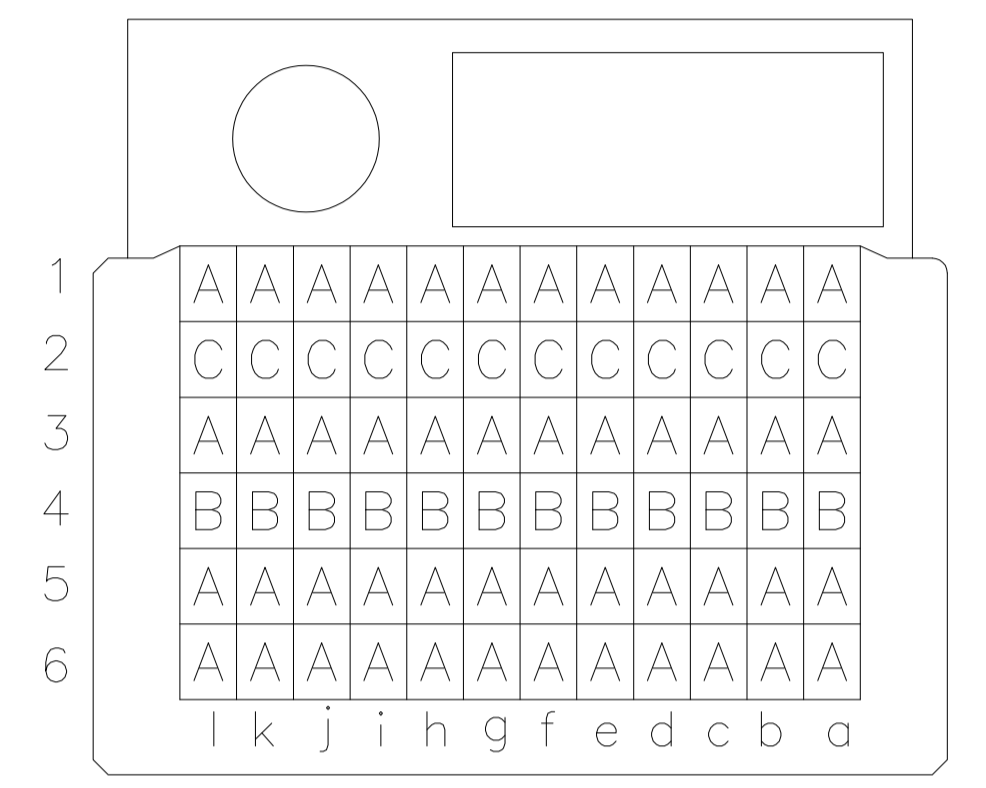
CONNECTOR ASSEMBLY EXAMPLARY LOADED



CONTACT DIMENSIONS SCALE 5:1

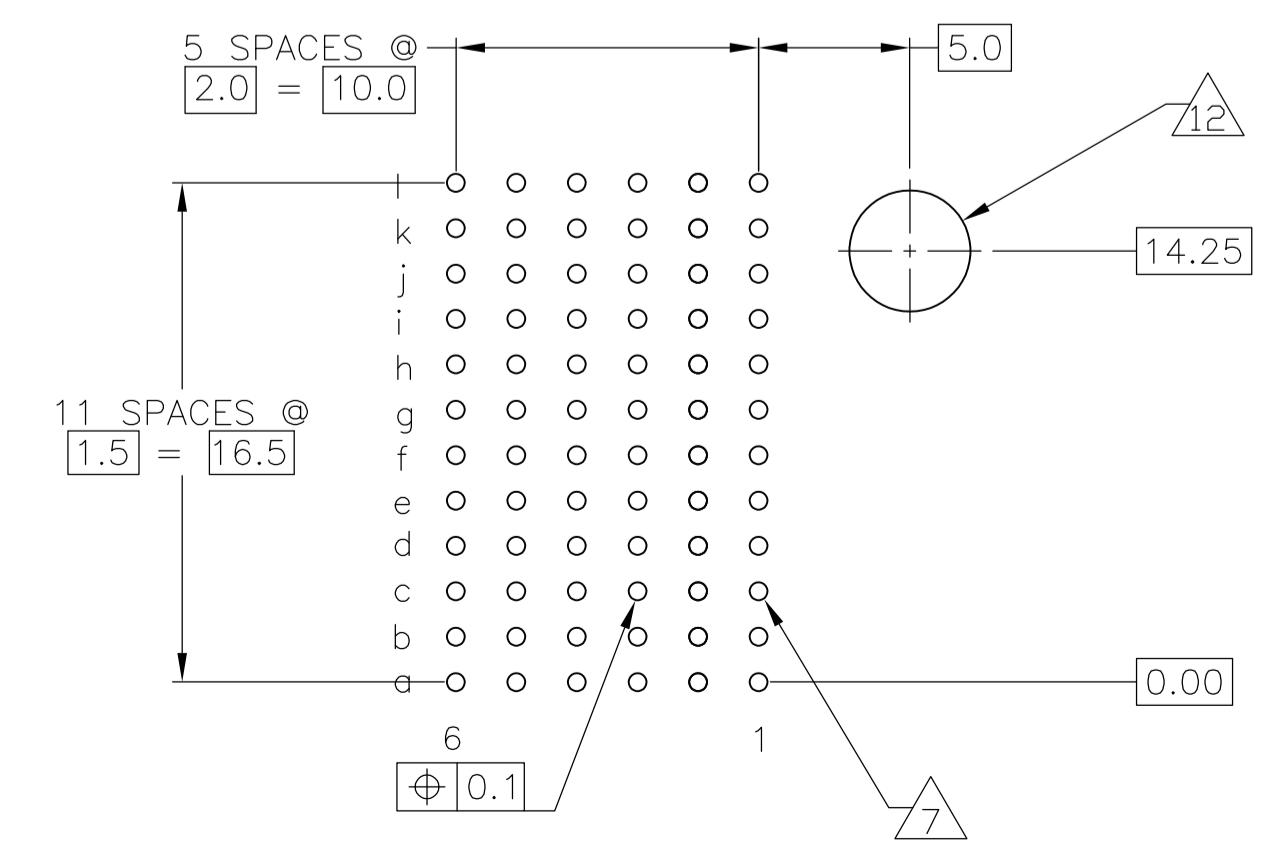


CONTACT LAYOUT



RECOMMENDED PCB-HOLE LAYOUT COMPONENT SIDE SHOWN

PLATED THRU HOLES PARAMETERS REFERENCE APPLICATION SPECIFICATION



2 6 11	1-5120857-9
2 5 11	5120857-9
2 4	5120857-4
2 3	5120857-1
FINISH	PART NUMBER

THIS DRAWING IS A CONTROLLED DOCUMENT.		DIN B CARBO 15JUL05		Tyco Electronics Corporation Harrisburg, Pa 17105-3608	
DIMENSIONS: mm		TOLERANCES UNLESS OTHERWISE SPECIFIED:		APVD G SKIPPER 15JUL05	
0-PLC ±		1-PLC ±0.1		NAME	
2-PLC ±		3-PLC ±		108-1738	
4-PLC ±		ANGLES ±		APPLICATION SPEC	
MATERIAL 1		FINISH SEE TABLE		114-1132	
		WEIGHT		SIZE CAGE CODE DRAWING NO	
		A1 00779		5120857	
CUSTOMER DRAWING		SCALE 4:1		SHEET 1 OF 2	
				REV C	

THIS DRAWING IS UNPUBLISHED. RELEASED FOR PUBLICATION
COPYRIGHT BY TYCO ELECTRONICS CORPORATION. ALL RIGHTS RESERVED.

LOC		DIST		REVISIONS			
P	LTR	DESCRIPTION	DATE	DN	APVO		
AD	00	SEE SHEET 1	-	-	-		

- 1 MATERIAL:
CONTACT: PHOSPHOR BRONZE.
HOUSING: GLASS-FILLED POLYESTER.
- 2 GENERAL PLATING SPECIFICATION: UNDERPLATING
(ENTIRE CONTACT): 1.27µm MIN NICKEL AND ACTION
PIN: 0.5µm MIN TIN.
FOR PLATING OF MATING SURFACES SEE APPLICABLE
SPECIFICATION REFERENCE FOR EACH DASH NUMBER.
- 3 CONFORMS TO ALL TESTING ACCORDING TO IEC 61076-4-101
PERFORMANCE LEVEL 2.
- 4 CONFORMS TO ALL TESTING ACCORDING TO IEC 61076-4-101
PERFORMANCE LEVEL 1.
- 5 CONNECTOR TESTED AND QUALIFIED AGAINST TELCORDIA GR-1217-CORE QUALITY LEVEL 3,
CENTRAL OFFICE APPLICATIONS.
- 6 CONNECTOR TESTED AND QUALIFIED AGAINST TELCORDIA GR-1217-CORE QUALITY LEVEL 3,
UNCONTROLLED ENVIROMENT APPLICATIONS.
- 7 PLATED-THROUGH HOLES AT 2x2mm SQUARE GRID
PATTERN DEFINED BY CONTACT LAYOUT.
- 8 FOR ACTUAL PIN LOADING SEE "CONTACT LAYOUT".
- 9 FOR ACTUAL PIN DIMENSIONS SEE "CONTACT DIMENSIONS".
- 10 TO BE MEASURED AT BOTTOM OF SHROUD.
- 11 CONNECTOR LUBRICATED WITH BELCORE APPROVED LUBRICANT,
TECHNICAL REFERENCE: TR-NWT-001217 ISSUE 1, SEP 1992.
- 12 GUIDE PIN HOLE DIAMETER CLEARANCE DEFINED BY CHOICE OF GUIDE PIN.
- 13. KEY AND ALIGNMENT PIN ASSEMBLED BY END USER AT APPLICATION.
- 14 AREA RESERVED FOR KEYING PART (BASIC P/N 120639).

THIS DRAWING IS A CONTROLLED DOCUMENT.		DIN E CARBO 15JUL05		Tyco Electronics Corporation Harrisburg, Pa 17105-3608	
DIMENSIONS: mm		TOLERANCES UNLESS OTHERWISE SPECIFIED: 0-PLC ± 1-PLC ±0.1 2-PLC ± 3-PLC ± 4-PLC ± ANGLES		APVO G SKIPPER 15JUL05	
		PRODUCT SPEC 108-1738		NAME MALE ASSEMBLY, Z-PACK 2mm HM, LEFT HAND, 12 ROW	
MATERIAL SEE SHEET 1		FINISH SEE SHEET 1		APPLICATION SPEC 114-1132	
		WEIGHT -		SIZE A1	
		CUSTOMER DRAWING		CAGE CODE 00779	
				DRAWING NO 5120857	
				RESTRICTED TO -	
				SCALE 4:1	
				SHEET 2 OF 2	
				REV C	