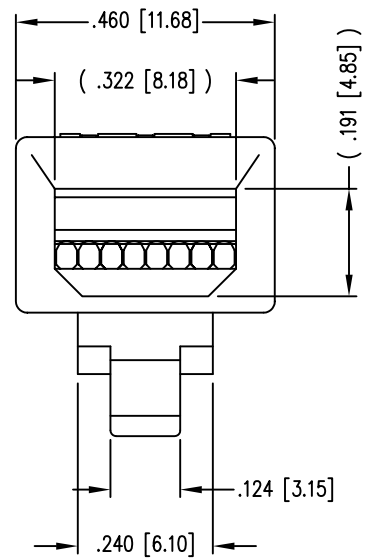
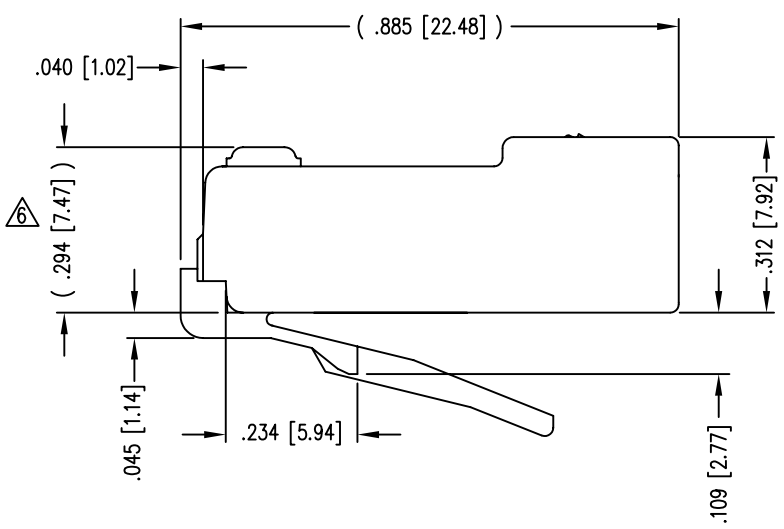
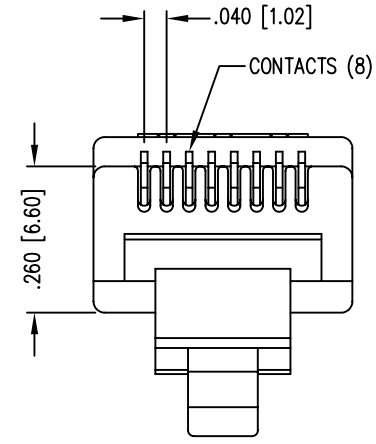
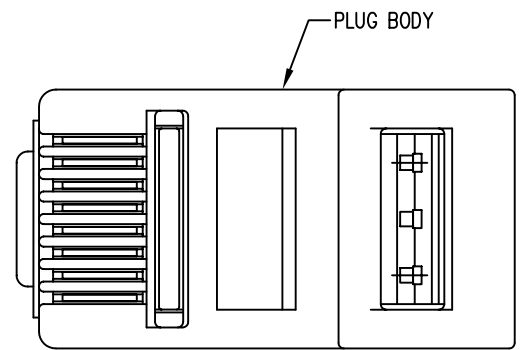
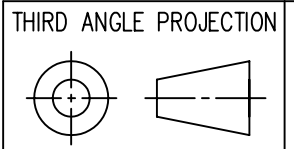


DATE	REV	ECN	APP'D. BY
2/1/06	A4	7460	JM



- NOTES:
- 1- PLUG KIT CONSISTS OF :  
PRE-INSERTED PLUG HOUSING
  - 2- MATERIALS :  
FRONT HOUSING PLASTIC : CLEAR POLYCARBONATE, UL 94-V0  
CONTACTS : PHOSPHOR BRONZE, SELECTIVE GOLD PLATING
  - 3- CONTACTS TERMINATE STRANDED & SOLID CONDUCTORS UP TO .037 [0.94] OUTSIDE DIAMETER OF INSULATION.
  - 4- FOR PRODUCT SPECIFICATION SEE PR026-01.
  - 5- TOLERANCES COMPLY WITH F.C.C. DIMENSION REQUIREMENTS.
  - △ TERMINATED PLUG HEIGHT: .237 [6.02] ±.005 [0.13]

BAG OF 25	50 MICRO-INCHES [1.27um]	940-SP-3088-OB-B25
BULK	50 MICRO-INCHES [1.27um]	940-SP-3088-OB
PACKAGE	CONTACT PLATING IN MATING AREA	PART NUMBER



**Bel Stewart Connector**  
 11118 Susquehanna Trail South  
 Glen Rock, PA 17327-9199  
 (717) 235-7512 Fax: (717) 235-7954 <http://www.stewartconnector.com>

DO NOT SCALE DRAWING  
 DRAWING IS SUBJECT TO  
 CHANGE WITHOUT NOTICE


TITLE: EIGHT CONDUCTOR/EIGHT POSITION LINE CORD MODULE,  
 "OPEN BACK", CLEAR,

DIMENSIONS: INCHES [METRIC]  
 UNLESS OTHERWISE SPECIFIED  
 TOLERANCES ARE ±.005 [0.13]  
 ANGLES ARE ± 1°

THIS DRAWING AND THE SUBJECT MATTER SHOWN THEREON  
 ARE CONFIDENTIAL AND THE PROPRIETARY PROPERTY OF  
 BEL STEWART CONNECTOR AND SHALL NOT BE REPRODUCED,  
 COPIED, OR USED IN ANY MANNER WITHOUT PRIOR WRITTEN  
 CONSENT OF BEL STEWART CONNECTOR. THE SUBJECT  
 MATTER MAY BE PATENTED OR A PATENT MAY BE PENDING.

DRN BY: SAR	DATE 1-23-03
APPD BY: RGC	DATE 2-7-03
DWG NO. CT300091	REV. A4

SHEET NO. 1 OF 1



B

B

A

A

REV. 7/3/03