



THERMOFIT • SPECIFICATION CONTROL DRAWING • MOLDED PARTS

- NOTES
1. All dimensions are in inches; all angles are in degrees.
 2. Dimensions appearing in table below are as follows:
a - As supplied b - After unrestricted recovery
 3. Weight shown in table of dimensions is based on polyolefin part.

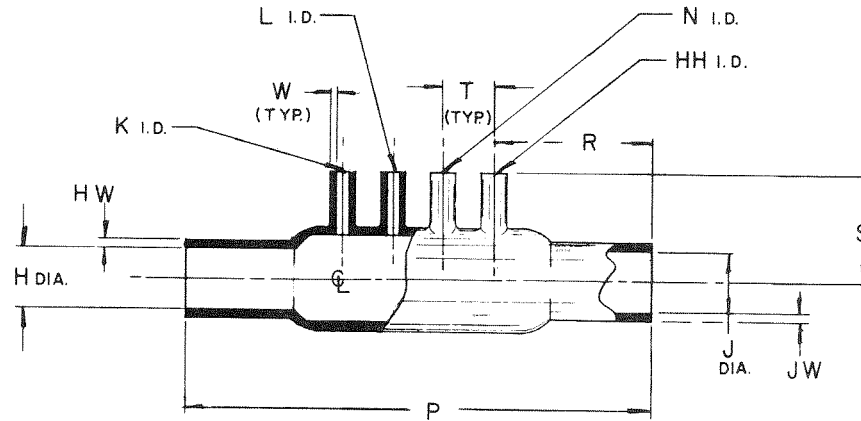
If this document is printed it becomes uncontrolled.
Check for the latest revision.



AS SUPPLIED



AFTER UNRESTRICTED RECOVERY



ORDERING INFORMATION

Matl No.	Description	Rayclad Matl. Spec.	Specific Grav. Max.
3	Polyolefin	RT 301	1.40

Add material number as suffix to part number;
Example - Order 622A014-3 when polyolefin is required.

TABLE OF DIMENSIONS

PART NO.	H & J		K, L, N and HH		P		R		S		T		HW & JW		W		Weight lbs ±10%
	Min	Max	Min	Max	±10%		±10%		±10%		±10%		±20%		±20%		
	a	b	a	b	a	b	a	b	a	b	a	b	a	b	a	b	
622A014-	1.00	.60	.22	.14	-	4.62	-	1.56	-	1.06	-	.50	-	.08	-	.05	.042

<p>RAYCLAD TUBES INCORPORATED A SUBSIDIARY OF RAYCHEM CORPORATION</p>	E.O. DDR	REV A	DATE 10/64	DESCRIPTION R, S "a" removed.	DRN	DD	PART DESCRIPTION TRANSITION, FOUR 90° SIDE BREAKOUTS	PART NO.	REV LTR
	HOP	B	2/67	K, L, N, HH "b" changed, P "a" removed.	CHK'D	KT		622A014	
	HOP	C	10/67	HW & JW, W, "a" deleted.	AUTH	RW		DATE	
					AUTH	HP		September 1, 1967	