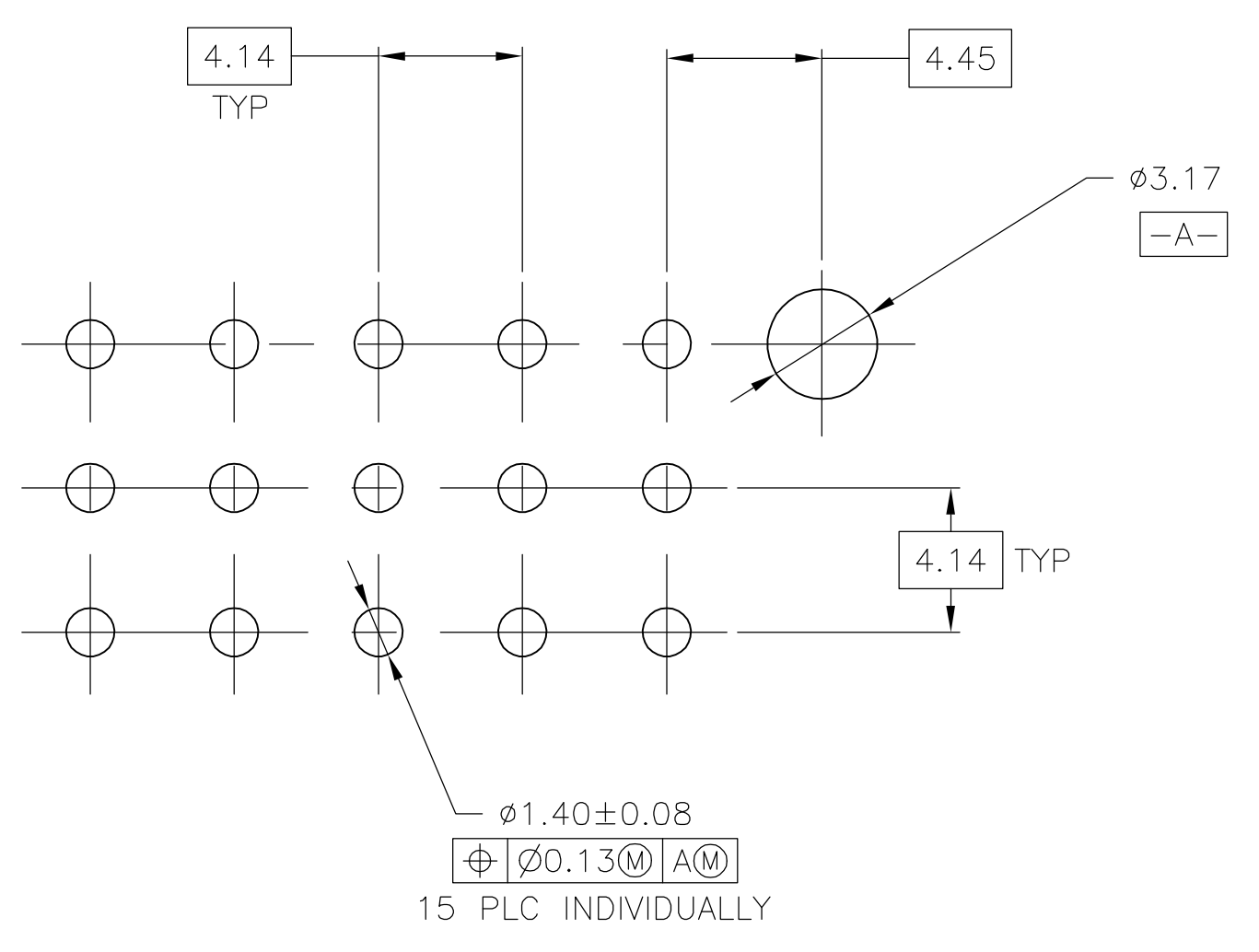
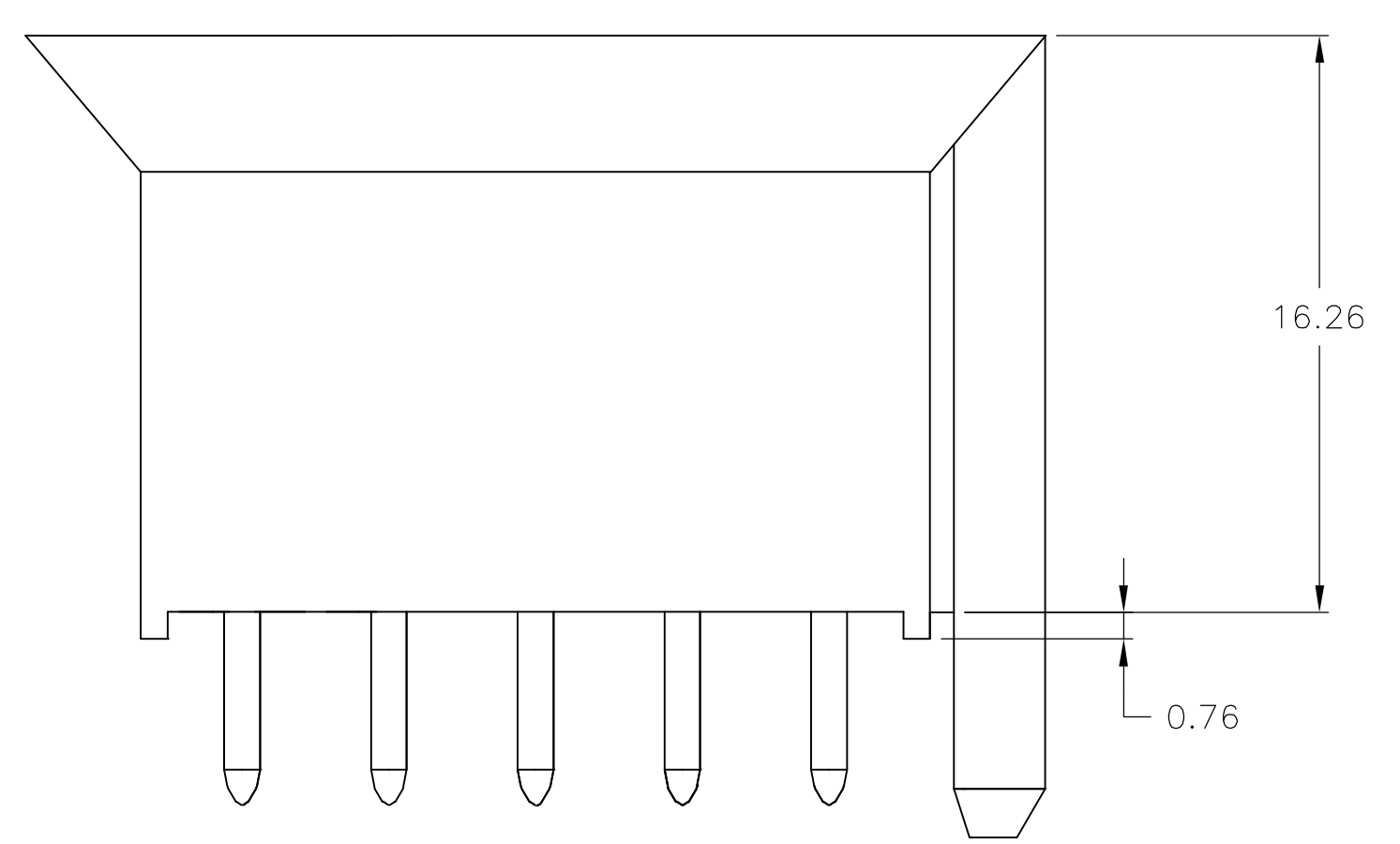
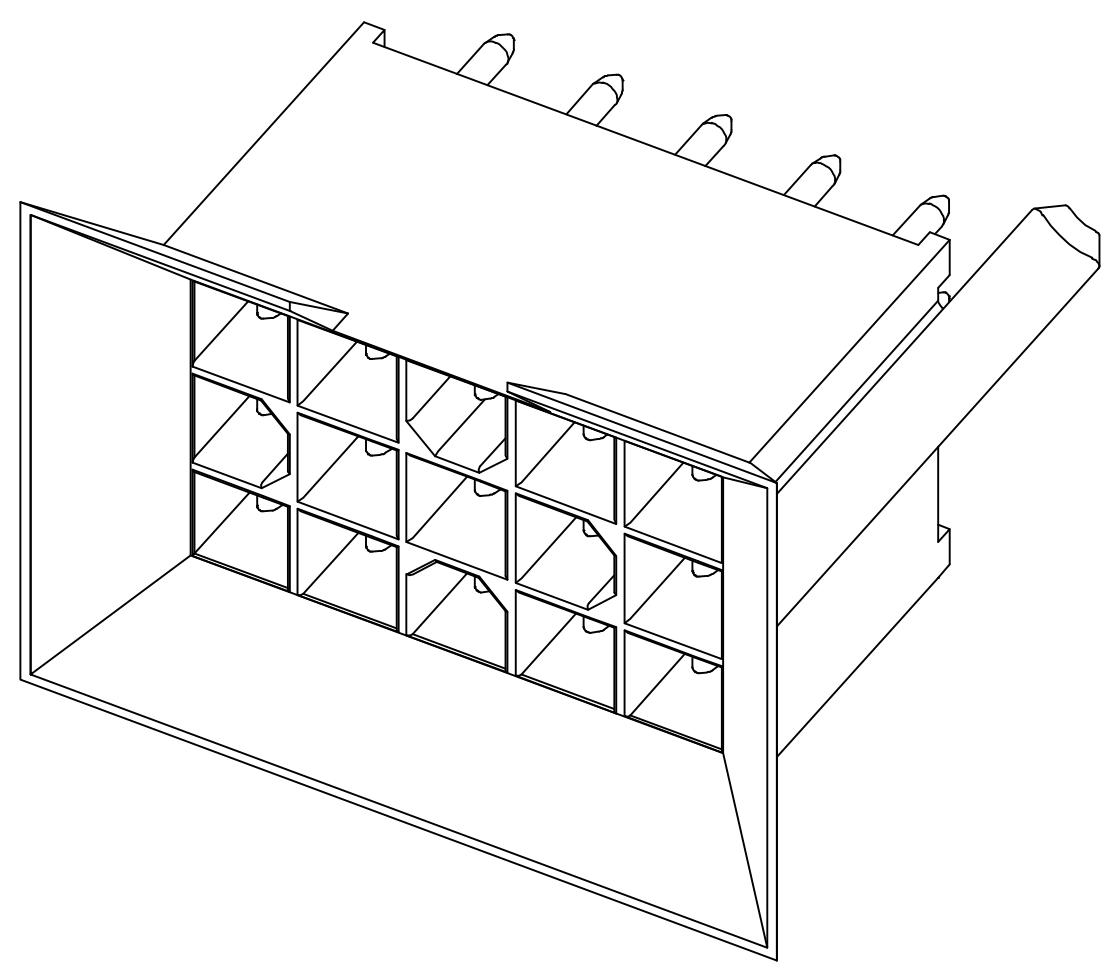


1. PINS TO COMPLY WITH AMP SOLDERABILITY SPEC. 108-11-3.
2. 0.00381 MIN MATTE TIN LEAD OVER 0.00127 MIN NICKEL.
3. 0.00076 MIN GOLD PLATE IN THE LOCALIZED PLATE AREA, 0.00381 MATTE TIN LEAD IN THE LOCALIZED PLATE AREA, BOTH OVER 0.00127 MIN NICKEL.
4. 0.00381 MIN MATTE TIN PLATE OVER 0.00127 MIN NICKEL.
5. 0.00076 MIN GOLD PLATE IN THE LOCALIZED GOLD PLATE AREA, 0.00381 MIN MATTE TIN IN THE LOCALIZED TIN PLATE AREA, BOTH OVER 0.00127 MIN NICKEL.



RECOMMENDED MOUNTING HOLE PATTERN FOR 1.57 THICK P.C. BOARD



3-DIMENSIONAL MODEL NTS

1.40	.055	-	-
1.000	.0394	28.78	1.133
0.76	.030	20.52	.808
0.25	.010	16.26	.640
0.13	.005	5.08	.200
0.08	.003	4.70	.185
0.051	.0020	4.45	.175
0.00381	0.000150	4.14	.163
0.00127	0.000050	3.17	.125
0.00076	0.000030	1.57	.062
MM	IN	MM	IN

CONVERSION TABLE

BRASS, GOLD	5	NYLON, 94V-0, WHITE	1-794330-1
BRASS, TIN	4	NYLON, 94V-0, WHITE	1-794330-0
BRASS, GOLD	3	NYLON, 94V-0, WHITE	794330-2
BRASS, TIN LEAD	2	NYLON, 94V-0, WHITE	794330-1
PIN CONTACT MATERIAL AND FINISH		HOUSING MATERIAL AND COLOR	PART NUMBER

THIS DRAWING IS A CONTROLLED DOCUMENT.

DIMENSIONS: mm	TOLERANCES UNLESS OTHERWISE SPECIFIED:	DWN: K. WHITAKER 10APR97	CHK: R. SWING 10APR97	APVD: R. ORSTAD 10APR97	NAME: R. ORSTAD	PRODUCT SPEC: --	APPLICATION SPEC: --	SIZE: A1	CAGE CODE: 794330	DRAWING NO: 00779	RESTRICTED TO: --
MATERIAL: SEE TABLE		FINISH: SEE TABLE		WEIGHT: --	CUSTOMER DRAWING	SCALE: 5:1	SHEET: 1 OF 1	REV: C			

tyco Electronics Tyco Electronics Corporation Harrisburg, PA 17105-3608

HEADER ASSEMBLY, BLIND MATE, 15 CIRCUIT, MINI-UNIVERSAL MATE-N-LOK(TM)

