

DESCRIPTION: 25 POS - FEMALE - SLIM - RIGHT ANGLE

MATERIAL/FINISH:

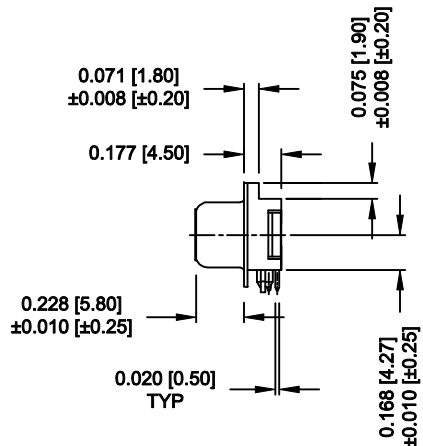
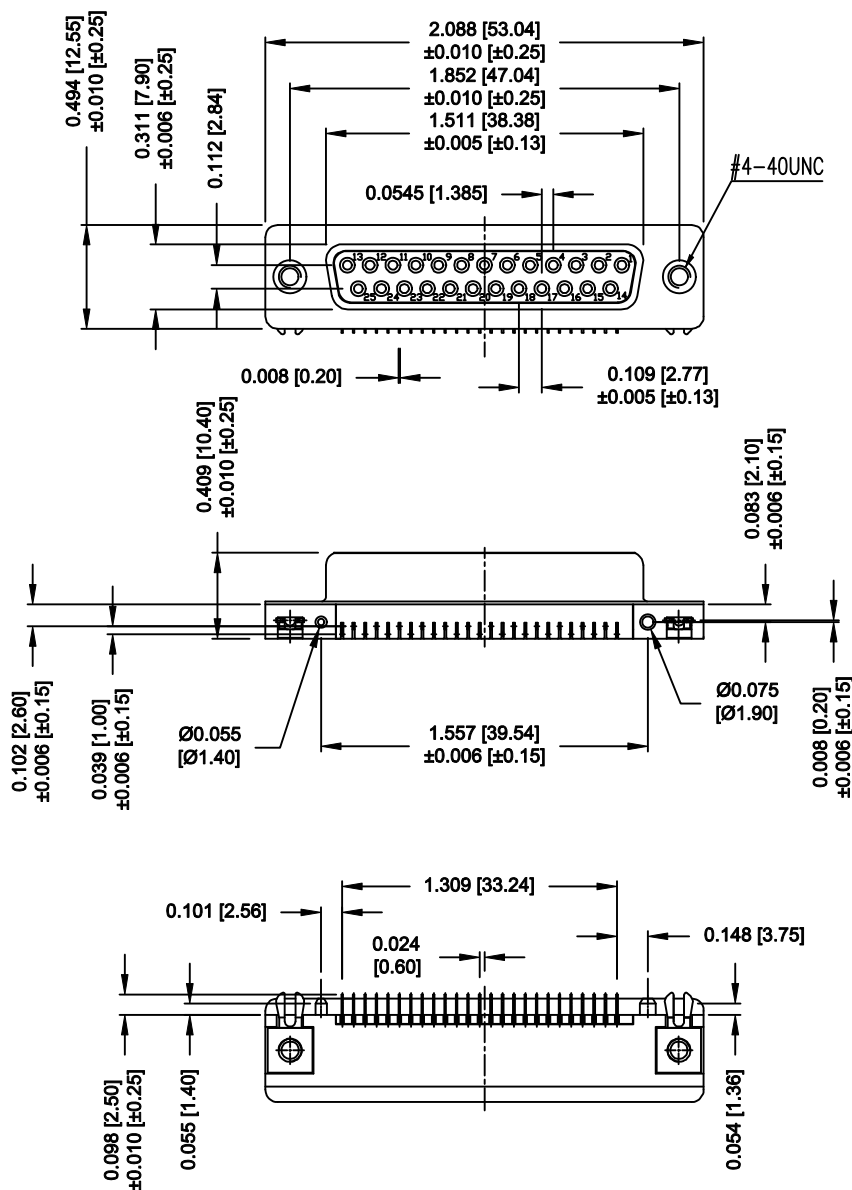
UNITS = INCHES [MM]

SHELL: SPCC, NICKEL PLATED  
 BRACKET: BRASS, NICKEL PLATED  
 INSULATOR: PBT OR PA9T, UL 94V-0, BLACK,  
 PROCESS TEMP: 230°C for 3 seconds (PBT), 2 CYCLES  
 260°C for 5 seconds (PA9T), C CYCLES  
 CONTACT: COPPER ALLOY  
 GOLD PLATED - MATING AREA  
 BRIGHT TIN - TERMINATING AREA  
 BOARDLOCK: COPPER ALLOY, TIN PLATED  
 RIVET: COPPER ALLOY, NICKEL PLATED

**ELECTRICAL:**

RATED CURRENT: 3 AMPS  
 RATED VOLTAGE: 250 VAC (rms) MAX.  
 WITHSTANDING VOLTAGE: 500 VAC (rms) FOR 1 Min.  
 INSULATION RESISTANCE: 1,000 MOhms MIN.  
 CONTACT RESISTANCE: 25 mOhms Max.  
 OPERATING TEMPERATURE: -55° ~ +85° C

TOTAL MATING FORCE: 9.4 Kgf MAX.  
 TOTAL UNMATING FORCE: 1.4 Kgf MIN.



**190-025-2 1 3LYY Y**

SERIES \_\_\_\_\_  
 No. of POSITIONS \_\_\_\_\_  
 GENDER \_\_\_\_\_  
 2 = FEMALE  
 TERMINATION \_\_\_\_\_  
 1 = PC MOUNT  
 SHELL PLATING \_\_\_\_\_  
 3 = NICKEL  
 INSULATOR MATERIAL \_\_\_\_\_  
 L = PBT  
 R = PA9T  
 HARDWARE OPTIONS \_\_\_\_\_  
 SEE PAGE 2  
 PLATING OPTIONS \_\_\_\_\_  
 7 = GOLD FLASH (MATING AREA)  
 BRIGHT TIN (SOLDER TAILS)  
 9 = 30u" GOLD (MATING AREA)  
 BRIGHT TIN (SOLDER TAILS)

DO NOT SCALE FROM DRAWING

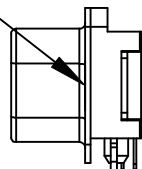
RoHS COMPLIANT

	THESE DRAWINGS AND SPECIFICATIONS ARE THE PROPERTY OF NorComp AND SHALL NOT BE REPRODUCED, COPIED OR USED AS THE BASIS FOR THE MANUFACTURE OR SALE OF APPARATUS WITHOUT WRITTEN PERMISSION.		DRAWN: <b>M. SIGMON</b>	DATE: <b>10-25-16</b>
			CHECKED:	DATE:
<b>NorComp</b>	SCALE: <b>1.5 : 1</b>	SHEET <b>1</b>	OF <b>2</b>	REV <b>1</b>
	DWG NO. <b>190-025-213LYYY</b>			

HARDWARE OPTIONS

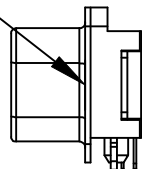
Ø0.120 [Ø3.05]  
HOLE IN FLANGE

00 OPTION



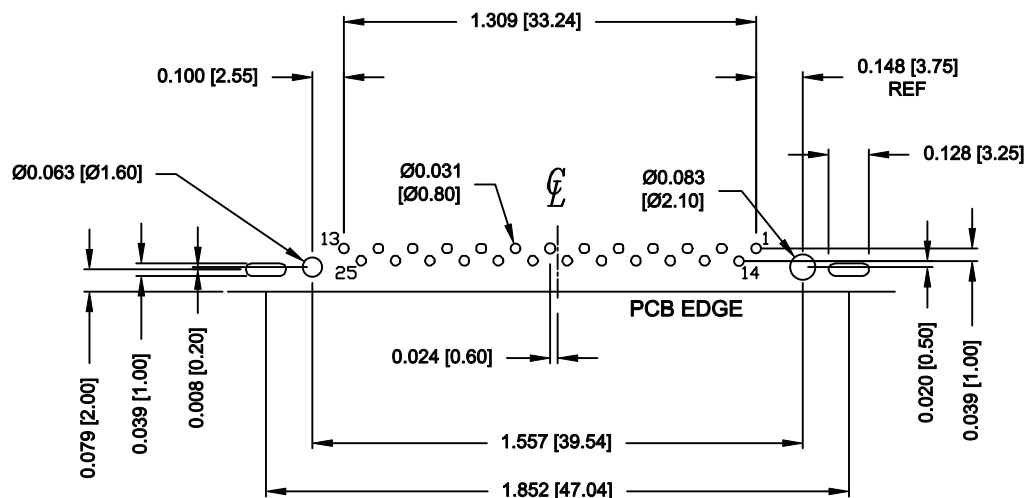
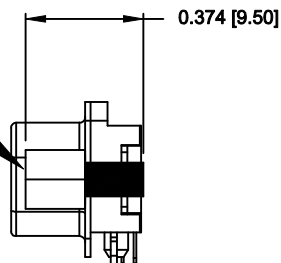
4-40 THREADED HOLE

53 OPTION



4-40 SCREWLOCK  
(0.189 [4.80] x 0.374 [9.50])

56 OPTION



P.C.B. LAYOUT

TOLERANCE = ±0.002 [±0.05]  
SCALE = 1.5 : 1

DO NOT SCALE FROM DRAWING



THESE DRAWINGS AND SPECIFICATIONS ARE THE PROPERTY OF NorComp AND SHALL NOT BE REPRODUCED, COPIED OR USED AS THE BASIS FOR THE MANUFACTURE OR SALE OF APPARATUS WITHOUT WRITTEN PERMISSION.

DRAWN:  
**M. SIGMON**

DATE:  
**10-25-16**

CHECKED:

DATE:

**NorComp**

SCALE: **2 : 1** SHEET **2** OF **2** REV **1**

DWG NO. **190-025-213LYYY**

RoHS COMPLIANT