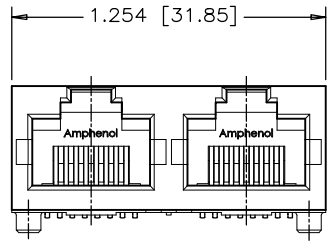
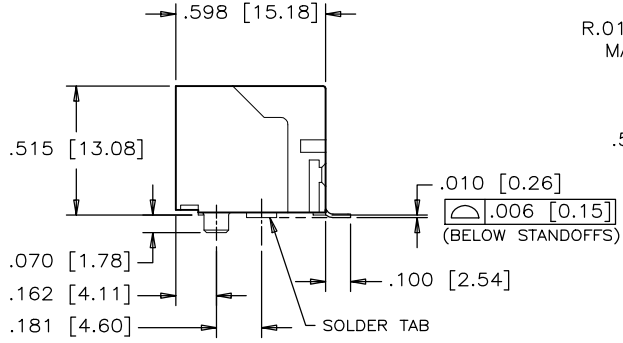


REVISIONS				
SYM	ZONE	ECN, ERN NO.	DATE	APPRD.
C		PROPOSAL	2004/07/22	

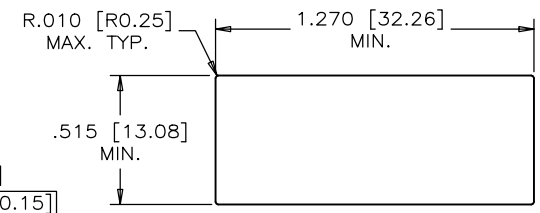
THIS IS A CAD DRAWING. DO NOT MANUALLY REVISE.



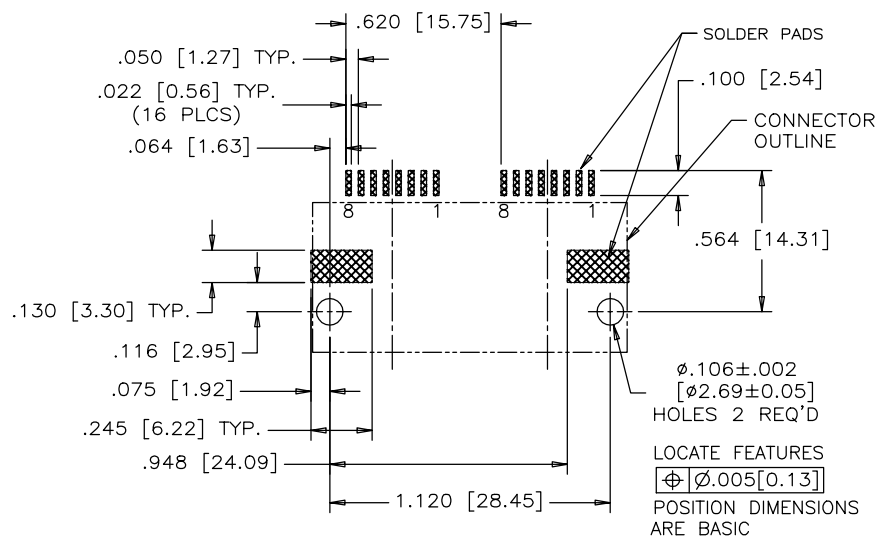
FRONT VIEW



SIDE VIEW



RECOMMENDED PANEL CUTOUT



RECOMMENDED P.C.B. LAYOUT
(COMPONENT SIDE OF BOARD)

MATERIAL:
 PLASTIC HOUSING: ENGINEERING THERMOPLASTIC
 FLAMMABILITY RATING UL 94V-0

CONTACTS:
 PHOSPHOR BRONZE
 PLATING: 20 μ" [0.51 MICRONS]
 MIN. GOLD ON MATING SURFACES.
 50 μ" [1.27 MICRONS]
 MIN. NICKEL UNDERPLATE
 100 μ" [2.54 MICRONS]
 MIN. TIN/LEAD ON CONTACT TAILS.

HOLD DOWN BRACKETS: BRASS ALLOY
 PLATING: TIN/LEAD

PART NUMBER: RJSS-5080-02

DRAWN	L.DENG	DATE	2004/06/08
DESIGNED	L.DENG	DATE	2004/06/08
CHECKED	J.SI	DATE	2004/06/09
I. E. APPRD.			
Q. A. APPRD.			
DWG. APPRD.	G.MACDONALD	DATE	2004/06/09
ENG. REL. NO.			
REF.	EAR# 12437		
DIMENSIONS ARE IN	CODE ID. NO.		
INCHES [mm]	03554		

Amphenol Canada Corp.			
TITLE 2 PORT SURFACE MOUNT JACK UNSHIELDED, 8 POSITION, 8 CONTACTS WITH HOLD DOWN BRACKETS			
DWG	DRAWING NO.	P-RJSS-5080-02	REV. C
SCALE	WT.	SURF.	SHEET 1 OF 1

THIS DOCUMENT CONTAINS PROPRIETARY INFORMATION AND SUCH INFORMATION MAY NOT BE DISCLOSED TO OTHERS FOR ANY PURPOSE OR USED FOR MANUFACTURING PURPOSES WITHOUT WRITTEN PERMISSION FROM AMPHENOL CANADA CORP.