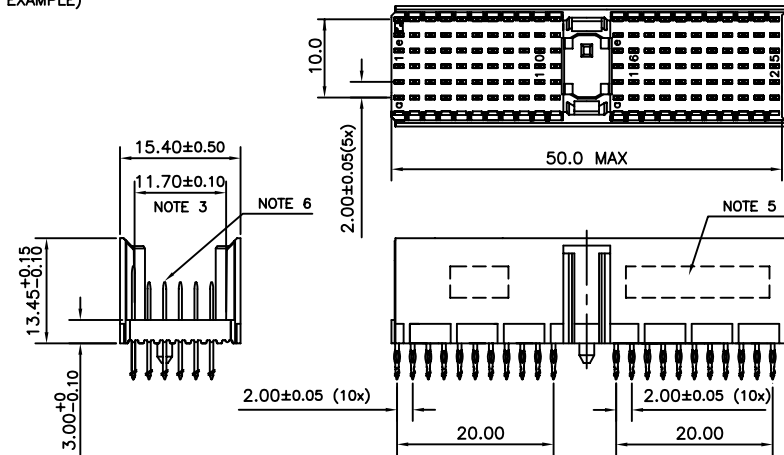


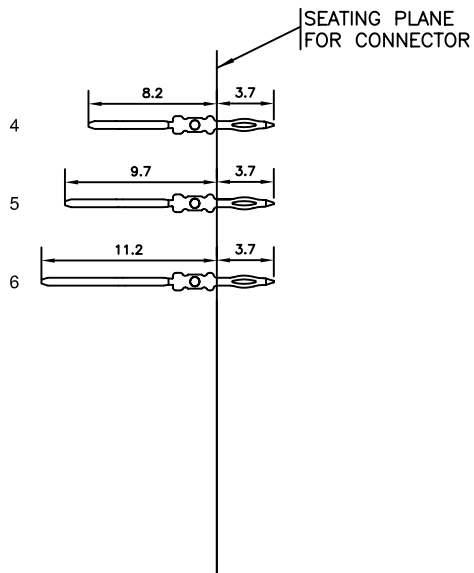
LOADING PATTERN MATING SIDE

f	6	6	6	6	6	6	6	6	6	6	6	6	6	6	6	6	6	0	0	0
e	4	4	5	5	5	5	5	5	5	5	5	5	5	5	5	4	4	5	6	6
d	5	5	5	5	5	5	5	5	5	5	5	5	5	5	5	5	5	5	5	5
c	5	6	5	6	5	6	5	6	5	6	5	6	5	6	5	5	4	4	4	4
b	5	5	5	5	5	5	5	5	5	5	5	5	5	5	5	5	5	5	5	5
a	4	4	5	5	5	5	5	5	5	5	5	5	5	4	4	5	6	5	4	4
z	0	0	0	0	0	0	0	0	0	0	0	0	0	0	0	0	0	0	0	0
P	0	0	0	0	0	0	0	0	0	0	0	0	0	0	0	0	0	0	0	0
S	1	5	0	5	0	5	0	5	0	5	0	5	0	5	0	5	0	5	0	5

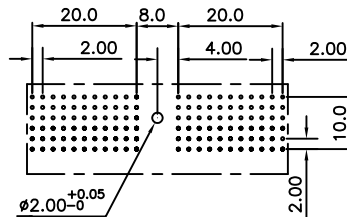
LOADED CONNECTOR ASSEMBLY (FOR EXAMPLE)



CONTACT OVERVIEW



LAY-OUT P.C.B.-HOLE



HM2P07PDP345 LEAD FREE INDICATOR : LF = LEAD FREE (DIGIT 15 & 16)
 PLATING CODE (DIGIT 13 AND 14) (REF DRW NO. BS,C , 201844 , 003)

NOTES

- THIS PRODUCT IS CSA APPROVED.
 - THIS PRODUCT IS UL RECOGNIZED.
 - MEASURED AT THE BOTTOM.
 - MATERIAL CONTACT: PHOSPHORBRONZE
HOUSING: CREAM WHITE GLASS FILLED POLYESTER UL-94V0
 - CONNECTOR PRINTED WITH P/N AND DATE CODE.
 - FOR ACTUAL CONTACT LOADINGS, SEE LOADING PATTERN MATING SIDE.
 - SHAPE OF CONNECTOR HOUSING CAN ALTER DEPENDING ON PRODUCTION LOCATION
 - THE PRODUCT (LF) MEETS EUROPEAN UNION DIRECTIVES AND OTHER COUNTRY REGULATIONS AS DESCRIBED IN GS-22-008
 - FOR RECOMMENDED PTH DIMENSIONS REFER DRAWING : BS, A , 201572 , 001
- CATALOG NO: HM2P07PDP345----

mat'l. code		SEE NOTE 4		surface	ISO 1302	tolerance	ISO 406 ISO 1101	projection	product family	MILLIPACS
ltr	ecn no	dr	date	tolerances unless otherwise specified				MM	title	
A	111-0158	MINI	2011-09-05	angles	linear	.0±0.2 .00±0.1			MPACS 5+2R STR HDR PF CONN TYPE A	
				0°±1°			scale		-	
				dr	MINI K VANDANATH	2011-09-05		dwg no		sheet 1 of 1
				enr	ALEX BABU	2011-09-05		BS, C , 203028,968		A3
				chr	ALEX BABU	2011-09-05		type		Product Customer Drawing
				appd	ALEX BABU	2011-09-05				
sheet index	revision sheet	A	1							