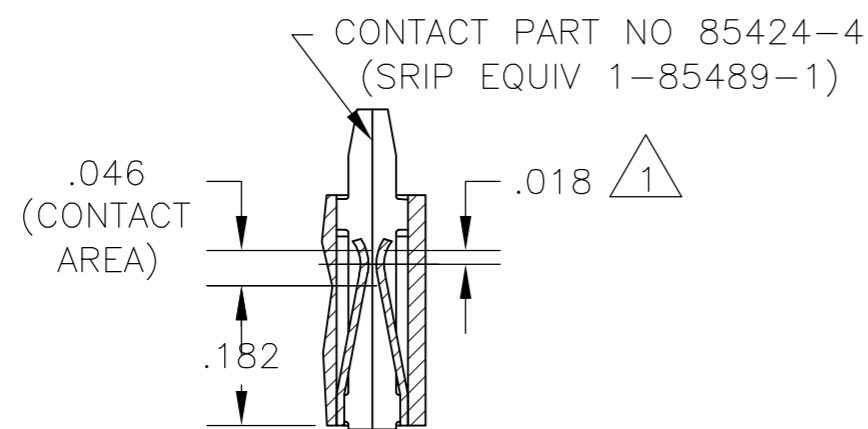
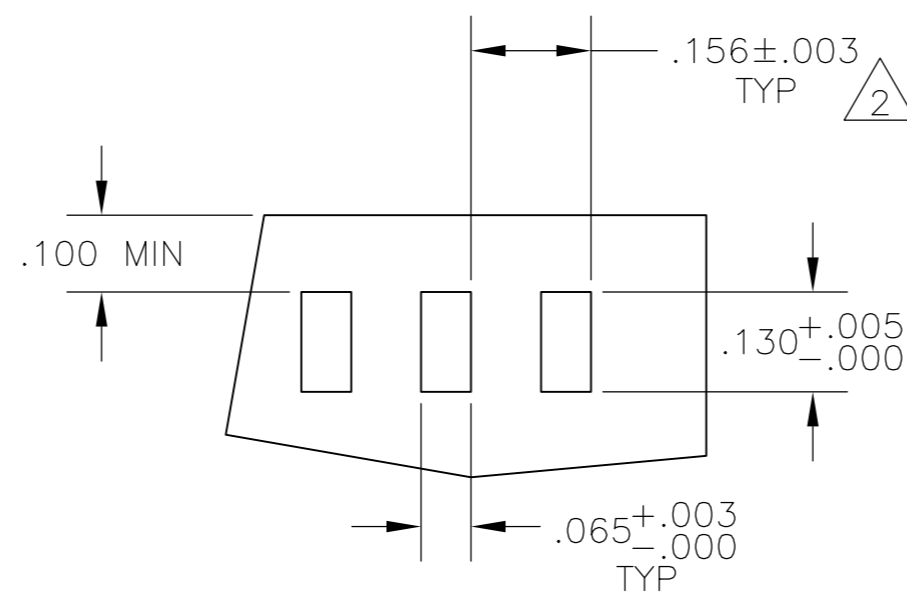


THIS DRAWING IS UNPUBLISHED. RELEASED FOR PUBLICATION  
 © COPYRIGHT BY TYCO ELECTRONICS CORPORATION. ALL RIGHTS RESERVED.

LOC		DIST		REVISIONS			
P	LTR	DESCRIPTION	DATE	DWN	APVD		
G1		REVISED PER ECO-09-024717	05NOV09	KK	AEG		

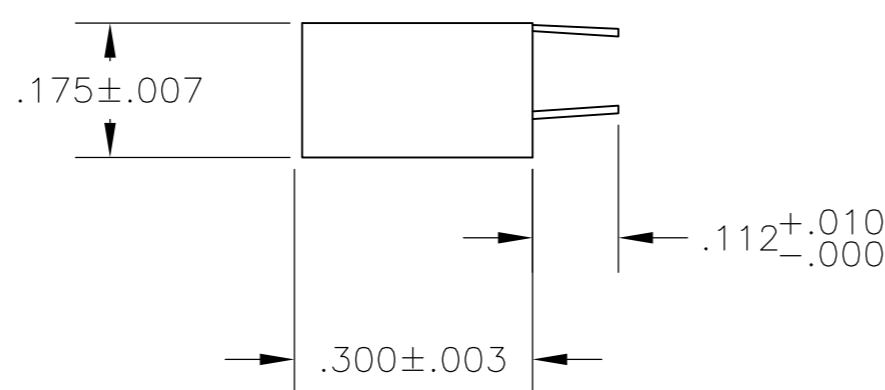
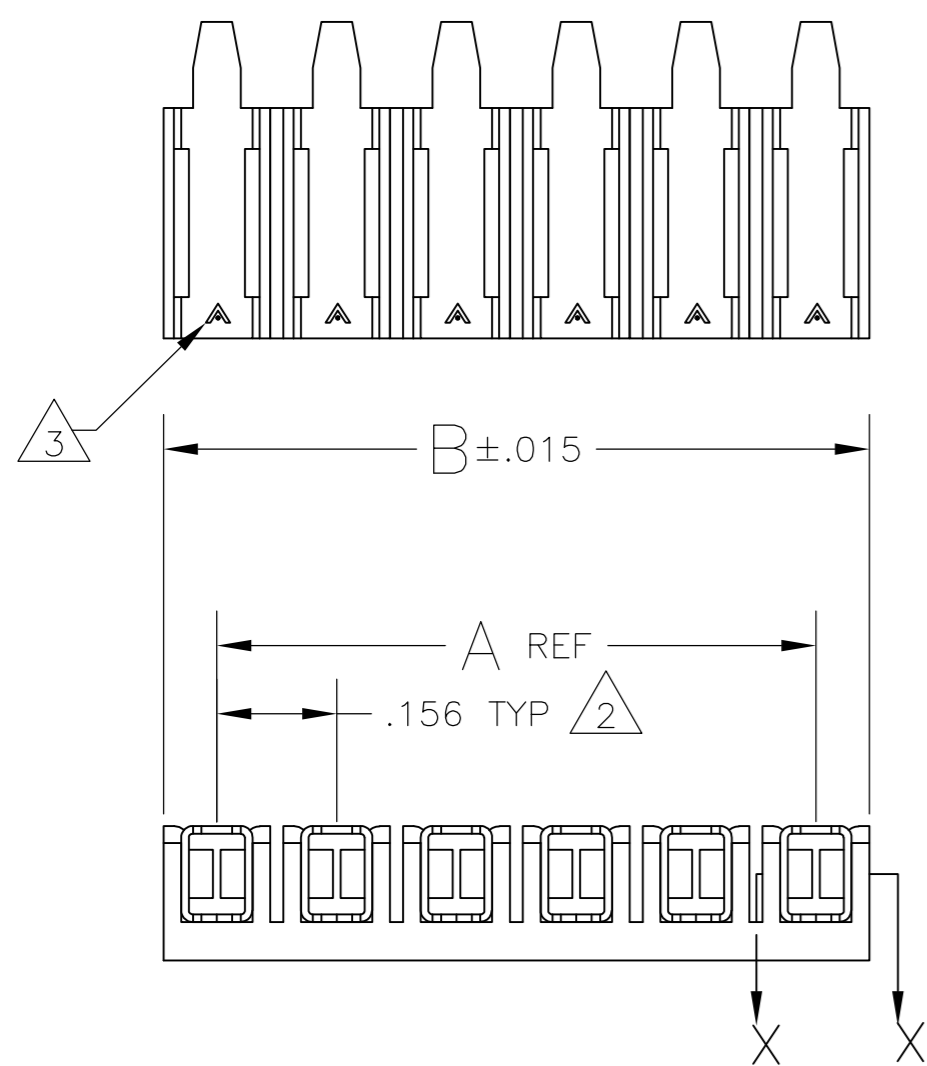


SECTION X-X



RECOMMENDE BOARD MOUNTING  
 (RECOMMENDE BOARD THICKNESS: .055-.070)

- 1 POINT OF MEASUREMENT FOR PLATING THICKNESS (INSIDE OF BEAMS).
- 2 TOLERANCE NON-CUMULATIVE.
- 3 THE MATING END OF THE CONTACT IS IDENTIFIED BY THE LETTER "A" STAMPED ON THE RECEPTACLE BOX.
- 4 OBSOLETE PARTS: OBSOLETE CIS STREAMLINING PER D.RENAUD/D.SINISI



4	OBSELETE	1.404	1.248	9	102706-2
		.936	.780	6	102706-1
		B	A	NO OF POSN	PART NO

THIS DRAWING IS A CONTROLLED DOCUMENT.		DWN 09JUL85 L D RINGLEY	Tyco Electronics Corporation Harrisburg, PA 17105-3608		
DIMENSIONS: INCHES		CHK 09JUL85 P C DE JONG	NAME		
TOLERANCES UNLESS OTHERWISE SPECIFIED:		APVD 09JUL85 D T CASEY	ASSEMBLY, MOD I, BOARD MOUNT RECP, .156CL, STANDARD PRESSURE, TYP B, FOR RECTANGULAR HOLE MOUNTING		
0 PLC ± - 1 PLC ± - 2 PLC ± - 3 PLC ± .005 4 PLC ± - ANGLES ± -		PRODUCT SPEC	SIZE	CAGE CODE	DRAWING NO
MATERIAL HOUSING-FLAME RETARDANT THERMOPLASTIC, COLOR-BLACK CONTACTS: PHOS BRONZE		APPLICATION SPEC	A2	-	102706
FINISH .000015 GOLD IN THE CONTACT AREA, GOLD FLASH ON THE RETARDER, ALL OVER .000050 NICKEL		WEIGHT	RESTRICTED TO		REV
		CUSTOMER DRAWING	SCALE 4:1	SHEET 1 OF 1	G1