SCMD4D12C

SMD POWER INDUCTORS



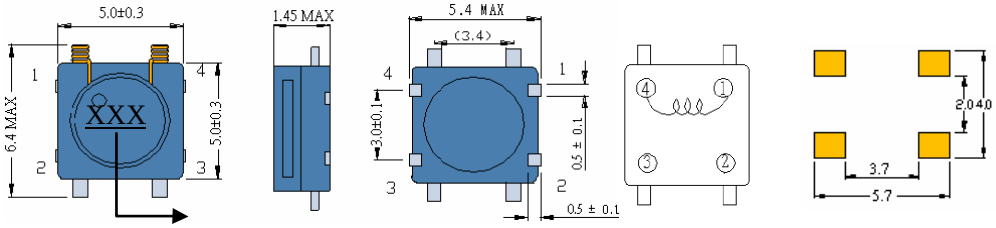

● Features

1. Magnetically shielded construction – Low EMI
2 Excellent Power Density
3 Engineered to Provide High Efficiency

ELECTRICAL CHARACTERISTICS

Part Number	Inductance (uH) (1)	Test Frequency	DC Resistance (ΩMAX) (2)	Saturation Current (3) (A)	Temperature Current (4) (A)
SCMD4D12C-3R3	3.3	100KHZ	0.20	1.55	1.38
SCMD4D12C-4R7	4.7	100KHZ	0.25	1.37	1.15
SCMD4D12C-6R8	6.8	100KHZ	0.35	1.12	1.00
SCMD4D12C-100	10	100KHZ	0.48	1.10	0.78
SCMD4D12C-150	15	100KHZ	0.75	0.82	0.62
SCMD4D12C-220	22	100KHZ	1.10	0.67	0.50
SCMD4D12C-330	33	100KHZ	1.40	0.55	0.40
SCMD4D12C-470	47	100KHZ	2.25	0.45	0.33
SCMD4D12C-680	68	100KHZ	3.0	0.37	0.29
SCMD4D12C-101	100	100KHZ	4.0	0.30	0.24

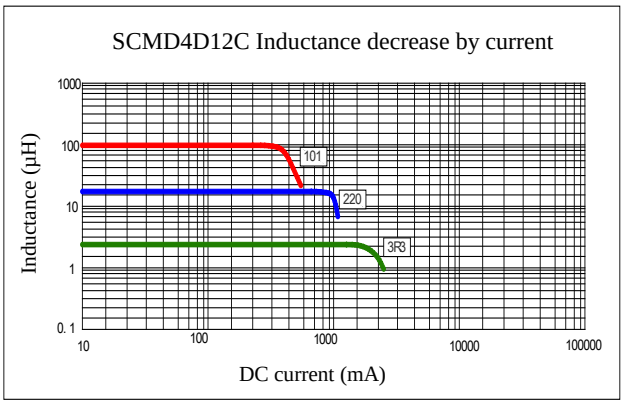

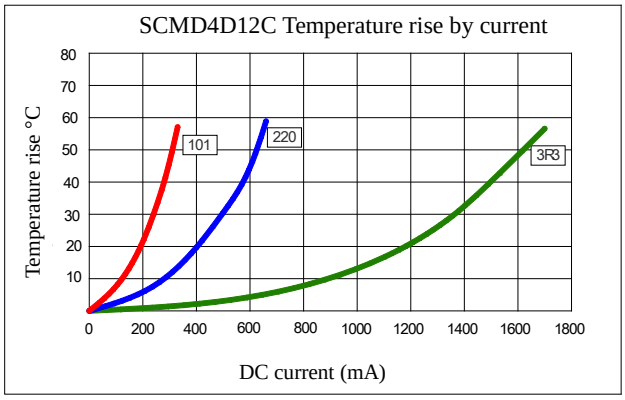

(1). Inductance tolerance±20% tested at 0.25V, 0ADC and 25℃.
(2). DCR measured at 25℃.
(3). The DC current at which the inductance decreases by 10% from its initial value.
(4). The DC current that results in a 40℃ temperature rise from 25℃ ambient.

Click here for QUANTITY PER REEL & PACKING INFORMATION

Custom versions available upon request.

©2011 Signal Transformer –Specification subject to change without notice. 07.11

Signal Transformer
www.signaltransformer.com
500 Bayview Avenue, Inwood, NY 11096
Toll Free 866-239-5777 • Tel 516-239-5777 • Fax 516-239-7208
Sales@signaltransformer.com • techhelp@signaltransformer.com