

4

3

2

1

10.3 [262] REF.

1.8 [45] REF.

REVISIONS		
LTR	DESCRIPTION	DATE
B	ECD-07-008345	04/10/2007

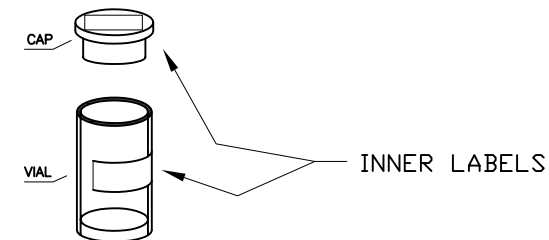
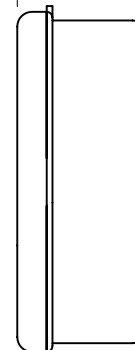

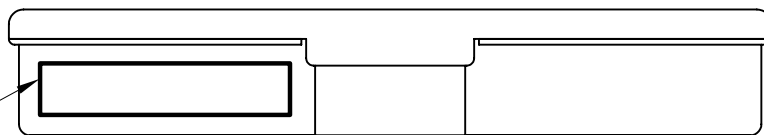
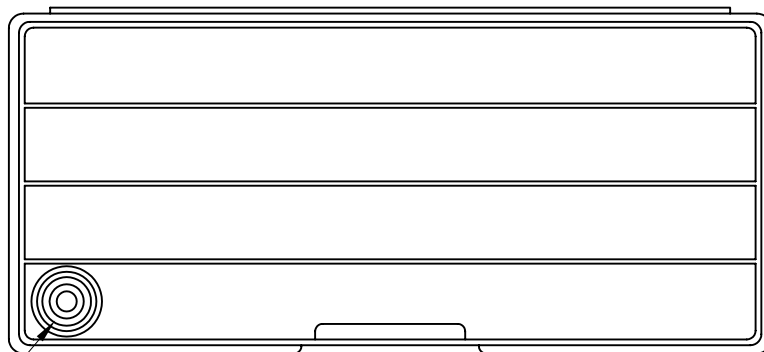


FIGURE 1: VIAL KIT



OUTER LABELS



4.6 [117] REF.

ROUND VIAL AND CAP (SEE FIGURE 1: VIAL KIT)

NOTES:

1. EACH LINE ITEM SHALL BE PACKAGED AND LABELED IN INDIVIDUAL VIAL KIT.
2. SEE PAGE 2 FOR COMPONENTS' NSN, PART NUMBERS AND DESCRIPTIONS.

If this document is printed it becomes uncontrolled. Check for the latest revision

CUSTOMER DRAWING

UNLESS OTHERWISE SPECIFIED DIMENSIONS ARE INCHES. METRIC DIMENSIONS ARE IN BRACKETS. DECIMAL TOLERANCES .XXX ± 0.005 [0.13 mm] .XX ± 0.01 [0.25 mm] .X ± 0.1 [0.50 mm] ANGLE TOLERANCE .X ± 1 DEG.	DRAWN UNGUYEN	DATE 04/10/2007	Tyco Electronics Corporation 300 Constitution Drive Menlo Park, CA, USA 94025
	RPN C92345-000	THIRD ANGLE PROJECTION	
SIZE B			CODE IDENT. NO. 06090
DWG. NO. MK-0020-102-CONTACT2			
DD NOT SCALE THIS DRAWING			SHEET 1 OF 2

4

3

2

1

TABLE 1: COMPONENTS

ITEM	CUSTOMER PART NUMBER	NSN	DESCRIPTION	QTY
1	M39029/56-352	5999-01-034-0716	CONNECTOR CONTACT	10
2	M39029/56-353	5999-00-378-0206	CONNECTOR CONTACT	10
3	M39029/57-354	5999-00-478-4402	CONNECTOR CONTACT	25
4	M39029/57-357	5999-01-158-1562	CONNECTOR CONTACT	15
5	M39029/57-358	5999-00-197-3621	CONNECTOR CONTACT	10
6	M39029/57-359	5999-00-402-2539	CONNECTOR CONTACT	10
7	M39029/58-360	5999-00-473-3551	CONNECTOR CONTACT	50
8	M39029/58-363	5999-00-243-6500	CONNECTOR CONTACT	10
9	M39029/58-364	5999-00-402-2545	CONNECTOR CONTACT	15
10	M39029/58-365	5999-01-123-7941	CONNECTOR CONTACT	10
11	M39029/63-368	5999-00-239-3338	CONNECTOR CONTACT	25
12	M39029/64-369	5999-00-411-7645	CONNECTOR CONTACT	25
13	M7928-1-7	5940-00-113-9827	INSULATED TERMINAL	10
14	M7928-1-8	5940-00-577-3807	INSULATED TERMINAL	10
15	M7928-1-9	5940-00-804-0365	INSULATED TERMINAL	10
16	M7928/1-10	5940-01-108-3760	INSULATED TERMINAL	10
17	M7928/1-12	5940-00-191-2707	INSULATED TERMINAL	10
18	M7928-1-14	5940-01-498-8116	INSULATED TERMINAL	10
19	M7928/1-15	5940-00-191-2714	INSULATED TERMINAL	10
20	M7928/1-16	5940-01-113-8184	INSULATED TERMINAL	10

TABLE 2: COMPONENTS (CON'T)

ITEM	CUSTOMER PART NUMBER	NSN	DESCRIPTION	QTY
21	M7928-1-21	5940-00-813-0698	INSULATED TERMINAL	10
22	M7928-1-23	5940-00-557-1629	INSULATED TERMINAL	10
23	M7928/1-24	5940-00-241-9677	INSULATED TERMINAL	10
24	M7928-1-25	5940-00-230-0515	INSULATED TERMINAL	10
25	M7928-1-30	5940-01-085-9905	INSULATED TERMINAL	10
26	M7928-1-32	5940-00-241-9695	INSULATED TERMINAL	10
27	M7928/1-33	5940-00-241-9696	INSULATED TERMINAL	10
28	M7928/1-34	5940-01-025-1269	INSULATED TERMINAL	10
29	M7928-1-39	5940-00-283-5280	INSULATED TERMINAL	10
30	M7928-1-41	5940-00-143-4774	INSULATED TERMINAL	10
31	M7928/1-42	5940-00-257-1268	INSULATED TERMINAL	10
32	M7928/1-43	5940-00-230-0515	INSULATED TERMINAL	10
33	M7928-1-48	5940-00-283-5280	INSULATED TERMINAL	10
34	M7928-1-50	5940-00-143-4774	INSULATED TERMINAL	10
35	M7928/1-51	5940-00-143-4780	INSULATED TERMINAL	10
36	AS7928/1-52	5940-00-349-9282	INSULATED TERMINAL	7
37	M7928-1-56	5940-00-204-8990	INSULATED TERMINAL	8
38	M7928-1-57	5940-00-349-9283	INSULATED TERMINAL	8
39	M7928/1-58	5940-01-358-0290	INSULATED TERMINAL	8
40	M7928-1-59	5940-01-014-7126	TERMINAL LUG	7

If this document is printed it becomes uncontrolled. Check for the latest revision

CUSTOMER DRAWING

SIZE B	DWG. NO. 06090	REV B	DWG. NO. MK-0020-102-CONTACT2
DO NOT SCALE THIS DRAWING			SHEET 2 OF 2