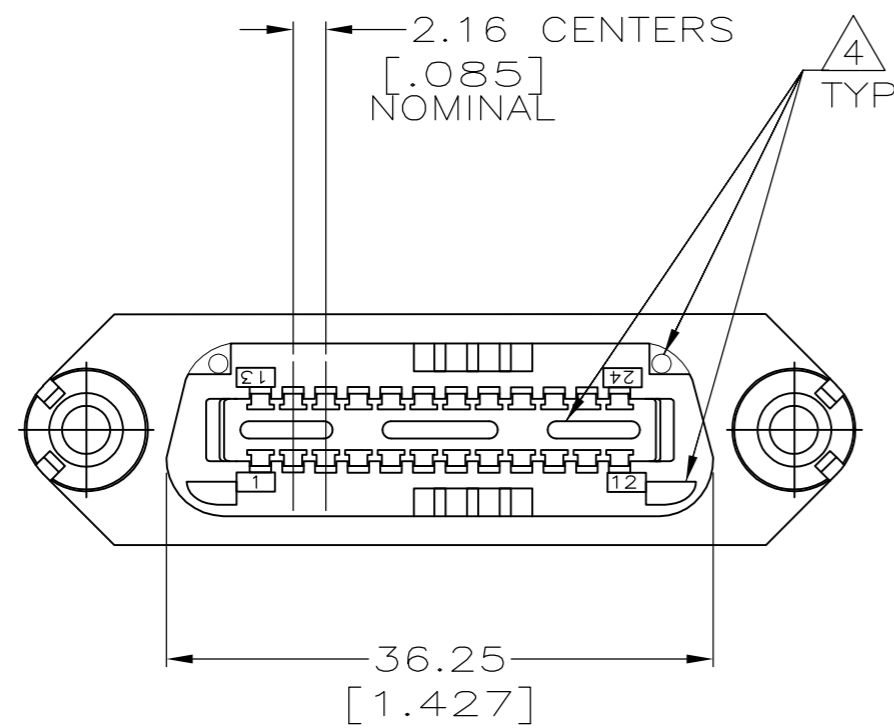
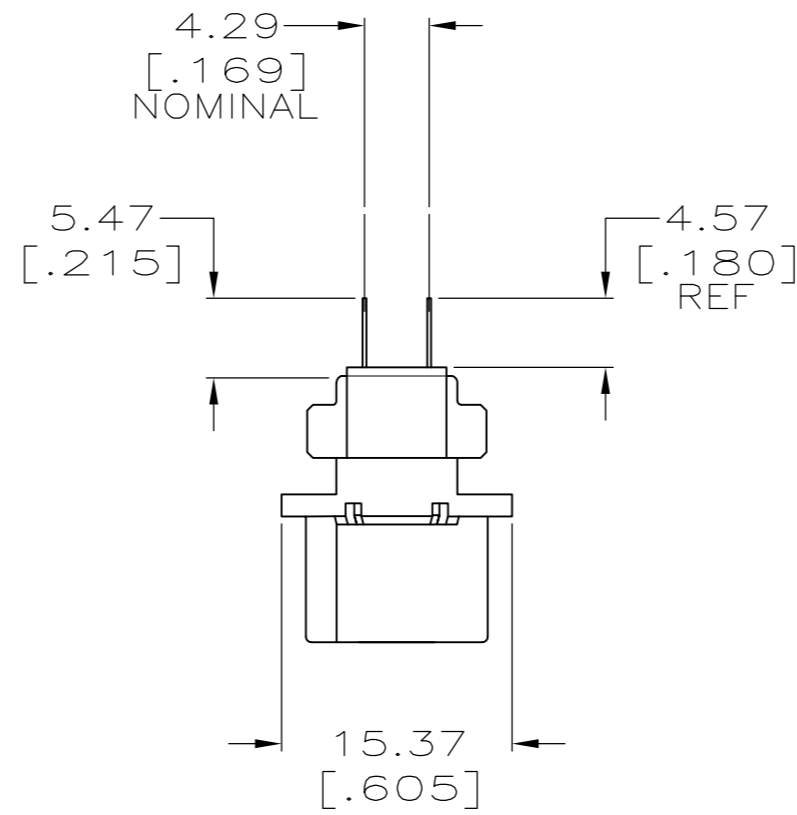
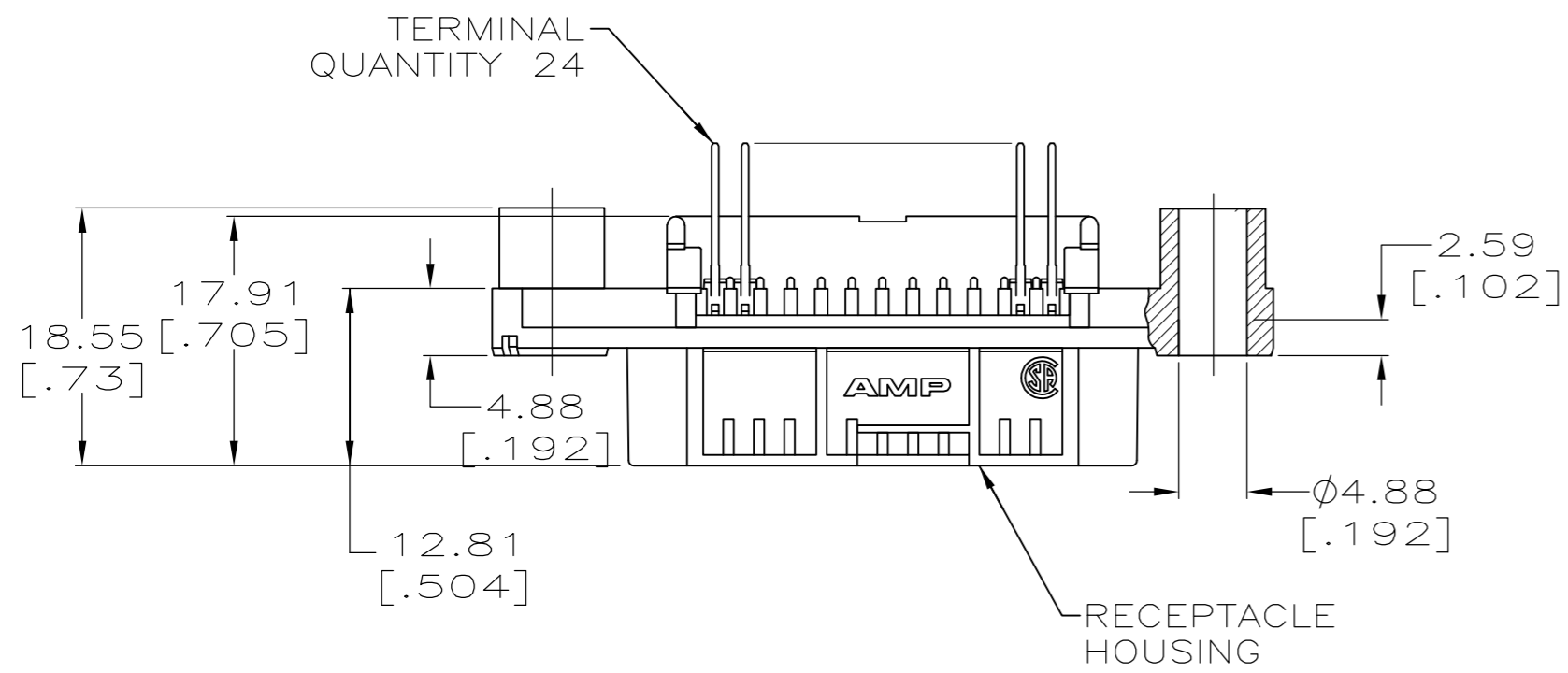
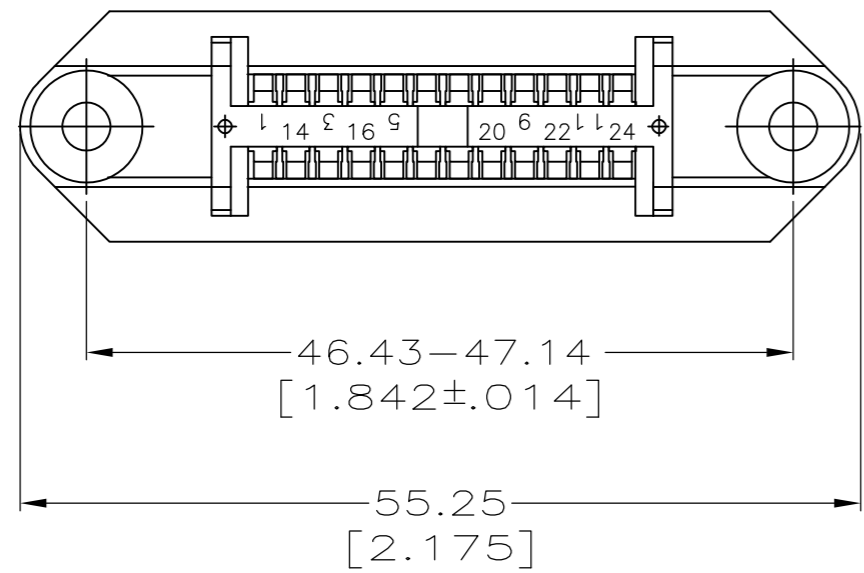


THIS DRAWING IS UNPUBLISHED. RELEASED FOR PUBLICATION
 © COPYRIGHT BY TYCO ELECTRONICS CORPORATION. ALL RIGHTS RESERVED.

LOC	DIST	REVISIONS					
GP	00	P	LTR	DESCRIPTION	DATE	DWN	APVD
		L		REVISED PER ECO-08-007327	18APR08	BM	WM



- 1. DIMENSIONS ARE MAXIMUM UNLESS OTHERWISE SPECIFIED.
- 2. THE CONTACT SURFACES OF THE TERMINALS ARE COATED WITH LUBRICANT.
- 3. MATERIAL: HOUSING - THERMOPLASTIC, BLACK. TERMINAL - PHOSPHOR BRONZE PLATED WITH 0.76µm [.000030] MIN GOLD PLATE OR GOLD FLASH OVER PALLADIUM NICKEL PLATE, 0.76µm [.000030] MIN TOTAL ON MATING SURFACE. 3.05µm [.000120] MIN TIN-LEAD PLATE ON TAILS OVER 1.27µm [.000050] MIN NICKEL UNDERPLATE OVER ENTIRE TERMINAL.
- 4. THIS FEATURE IS A CORED AREA AND IS OPTIONAL ON PART.

552224-1
PART NUMBER

THIS DRAWING IS A CONTROLLED DOCUMENT.		DWN B. SIMPSON 28JUL94	Tyco Electronics Corporation Harrisburg, PA 17105-3608	
DIMENSIONS: mm [INCHES]		CHK C. WHITT 26OCT94	NAME RECEPTACLE ASSEMBLY, 24 POSITION, VERTICAL MOUNTING WITH STANDOFFS, CHAMP-LOK	
TOLERANCES UNLESS OTHERWISE SPECIFIED:		APVD R. FLAHERTY 02NOV94	SIZE A2	CAGE CODE 00779
0 PLC ± -		PRODUCT SPEC	DRAWING NO C=552224	RESTRICTED TO
1 PLC ± -		APPLICATION SPEC	SCALE 2:1	SHEET 1 of 1
2 PLC ± -		WEIGHT	REV L	
3 PLC ± -		CUSTOMER DRAWING		
4 PLC ± -				
ANGLES ± -				
FINISH				