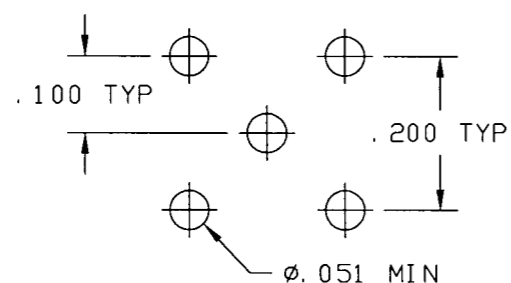
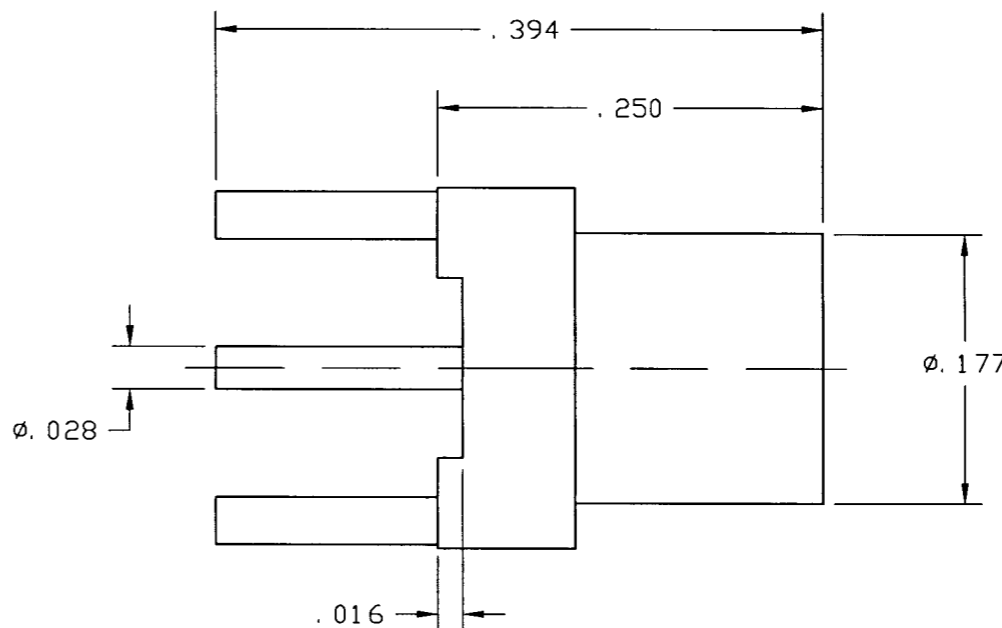
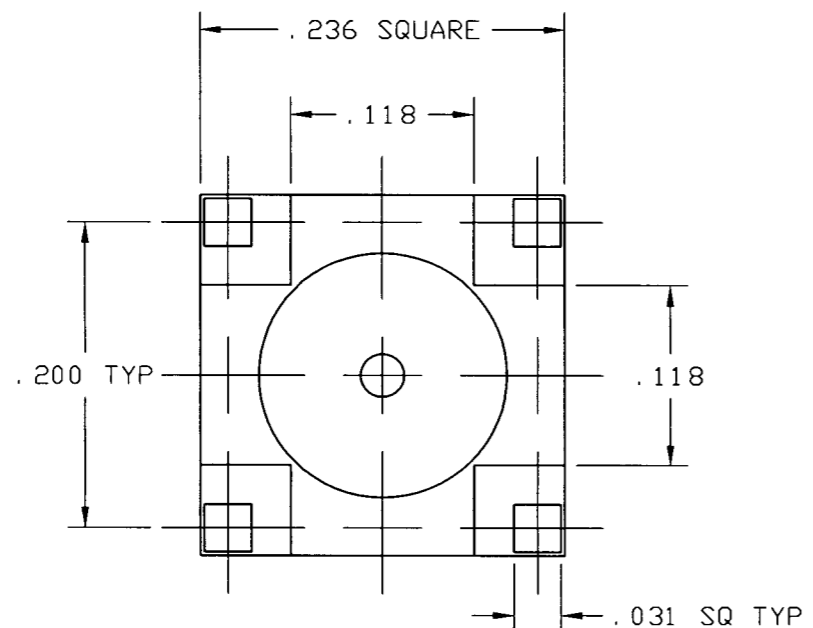


**NOTES:**

- DO NOT SCALE THIS DRAWING.
- MATERIAL AND FINISH:**  
 BODY: BRASS, WHITE BRONZE PLATED  
 INSULATOR: TFE FLUOROCARBON  
 CONTACT: BERYLLIUM COPPER, GOLD PLATED

919-124J-71P		REVISIONS			
DRAWING NO.	REV	DESCRIPTION	DATE	ECO	APPR
THIRD ANGLE PROJ.	A	OFFICIAL ENG. RELEASE TO MFG.	3/24/99	42903	PB/TA
	B	DRAWING NUMBER WAS 903-124J-71P	5/5/99	42957	PB/AB



MOUNTING DIMENSIONS

CUSTOMER DRAWING

UNLESS OTHERWISE SPECIFIED, DIMENSIONS ARE IN INCHES AND TOLERANCES ARE: 2 PLACE DECIMAL ±.015 (0,381 mm) 3 PLACE DECIMAL ±.005 (0,127 mm) ANGLES ± 1°	MATERIAL	DRAWN P. BRENZEL	DATE 16 MAR 99	TITLE 75 OHM MCX JACK PC MOUNT	Amphenol Amphenol Corporation RF/Microwave Operations Danbury, Conn. U.S.A. 06810			
	REFERENCE EAR 102-967070 2 C-COR JF0202 615X-1510-200	ENGINEER P. BRENZEL	DATE 16 MAR 99			APPROVED T. AUBIN	DATE 17 MAR 99	
NOTICE - These drawings, specifications, or other data (1) are, and remain the property of Amphenol Corp. (2) must be returned upon request; and (3) are confidential and not to be disclosed to any person other than those to whom they are given by Amphenol Corp. The furnishing of these drawings, specifications, or other data by Amphenol Corp., or to any other person to anyone for any purpose is not to be regarded by implication or otherwise in any manner licensing, granting rights or permitting such holder or any other person to manufacture, use or sell any product, process or design, patented or otherwise, that may in any way be related to or disclosed by said drawings, specifications, or other data.		CAD FILE H:\PETE\MCX\919\ASSY\124J71P0	CODE ID 74868	DWG SIZE B	DRAWING NO. 919-124J-71P	SCALE: 8:1	SHEET 1 OF 1	REV B