

4


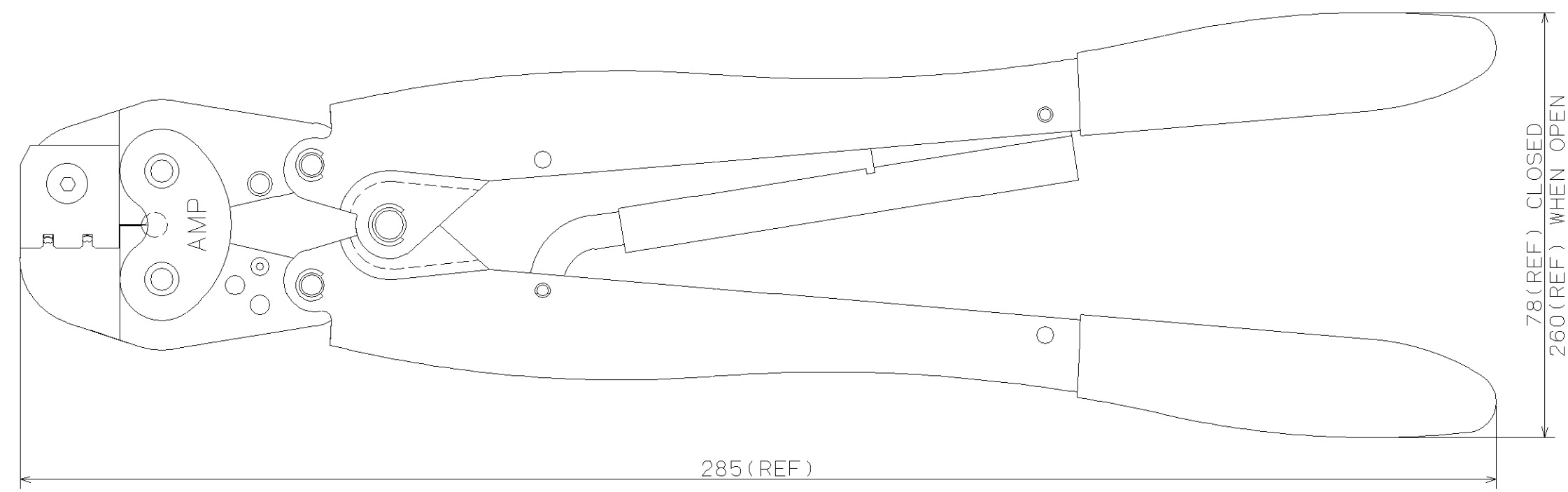
3

2


1

THIS DRAWING IS UNPUBLISHED. RELEASED FOR PUBLICATION .19  
 © COPYRIGHT 19 BY AMP INCORPORATED. ALL RIGHTS RESERVED.

LOC	DIST	REVISIONS 変更			DATE	DWN	APVD
J	-	P	LTR	DESCRIPTION			
		0		RELEASED FJ00-1519-01	05 JUL 01	(M.E) J.K	S.Y



CRIMP SYMBOL	TERMINAL NO.		WIRE SIZE	INSULATION RANGE	TERMINAL C.H.WIRE	IS NO.
	L	P				
圧着部 記号	適用端子 バラ状		適用電線 AWG (mm <sup>2</sup> )	絶縁被覆径 mm	芯線圧着高さ mm	取扱説明書 番号
22-20	1376700 1376701		#22~#20 (0.30~0.56)	1.1~1.8	#22 0.78~0.94 #20 0.78~1.03	411-78003
18			#18 (0.75~0.89)	1.5~1.8	0.87~1.15	

THIS DRAWING IS A CONTROLLED DOCUMENT FOR AMP INCORPORATED. IT IS SUBJECT TO CHANGE AND THE CONTROLLING ENGINEERING ORGANIZATION SHOULD BE CONTACTED FOR THE LATEST REVISION.		DWN (M.ENDOH) 05 JUL '01	 Tyco Electronics AMP K.K. Kawasaki, Japan	
DIMENSIONS: 単位: 概 mm		CHK J.KOGA 05 JUL '01		
TOLERANCES UNLESS OTHERWISE SPECIFIED: 0 PLC ± 1 PLC ± 2 PLC ± 3 PLC ± 4 PLC ± ANGLES ±		APVD S.YABE 05 JUL '01	NAME 名称	
MATERIAL 材料		FINISH 仕上	DOUBLE ACTION HAND TOOL (040 III Unsealed Rec Contact)	
		PRODUCT SPEC 製品規格	SIZE	CAGE CODE 番号
		APPLICATION SPEC 取付適用規格	A3	00779
		WEIGHT 620 g	DRAWING NO C= 1463383-1	
		CUSTOMER DRAWING	SCALE 尺度	SHEET 1 OF 1 REV 0